

# Product Datasheet

## GRP78/HSPA5 Antibody - BSA Free NBP1-89969

Unit Size: 0.1 ml

Store at 4C short term. Aliquot and store at -20C long term. Avoid freeze-thaw cycles.

[www.novusbio.com](http://www.novusbio.com)



[technical@novusbio.com](mailto:technical@novusbio.com)

### Publications: 2

Protocols, Publications, Related Products, Reviews, Research Tools and Images at:  
[www.novusbio.com/NBP1-89969](http://www.novusbio.com/NBP1-89969)

Updated 2/21/2025 v.20.1

Earn rewards for product  
reviews and publications.

Submit a publication at [www.novusbio.com/publications](http://www.novusbio.com/publications)

Submit a review at [www.novusbio.com/reviews/destination/NBP1-89969](http://www.novusbio.com/reviews/destination/NBP1-89969)



**NBP1-89969**

GRP78/HSPA5 Antibody - BSA Free

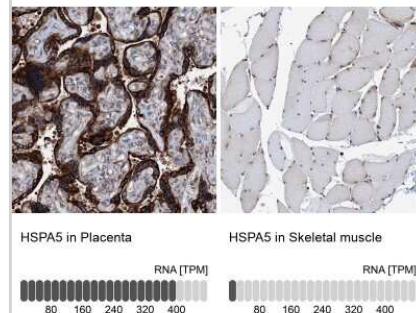
Product Information	
Unit Size	0.1 ml
Concentration	Concentrations vary lot to lot. See vial label for concentration. If unlisted please contact technical services.
Storage	Store at 4C short term. Aliquot and store at -20C long term. Avoid freeze-thaw cycles.
Clonality	Polyclonal
Preservative	0.02% Sodium Azide
Isotype	IgG
Purity	Immunogen affinity purified
Buffer	PBS (pH 7.2) and 40% Glycerol

Product Description	
Host	Rabbit
Gene ID	3309
Gene Symbol	HSPA5
Species	Human, Mouse
Reactivity Notes	Use in Mouse reported in scientific literature (PMID:33296727)
Marker	ER Stress Marker
Immunogen	This antibody was developed against Recombinant Protein corresponding to amino acids: EKFAEEDKKLKERIDTRNELESYAYSLKNQIGDKEKLGKLSSEDKETMEKAVE EKIEWLESHQDADIEDFKAKKKELEEIVQPIISKL

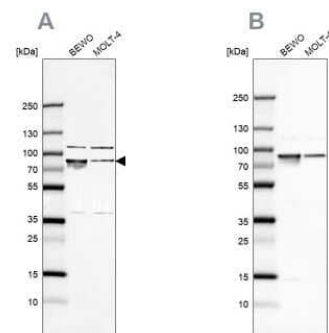
Product Application Details	
Applications	Western Blot, Immunohistochemistry, Immunohistochemistry-Paraffin
Recommended Dilutions	Western Blot 0.04-0.4 ug/ml, Immunohistochemistry 1:200 - 1:500, Immunohistochemistry-Paraffin 1:200 - 1:500
Application Notes	IHC, Retrieval method: HIER pH6

**Images**

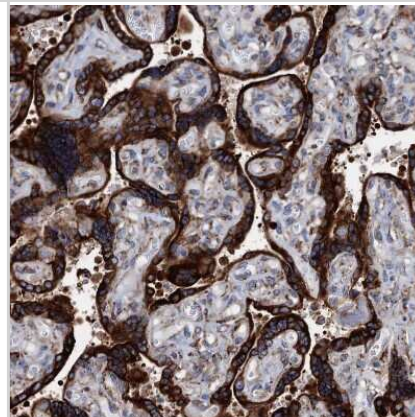
Immunohistochemistry-Paraffin: GRP78/HSPA5 Antibody [NBP1-89969]  
- Staining in human placenta and skeletal muscle tissues..  
Corresponding HSPA5 RNA-seq data are presented for the same tissues.



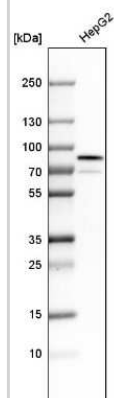
Western Blot: GRP78/HSPA5 Antibody [NBP1-89969] - Analysis using Anti-HSPA5 antibody NBP1-89969 (A) shows similar pattern to independent antibody NBP1-89968 (B).



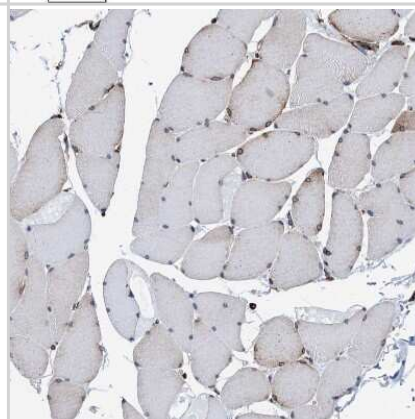
Immunohistochemistry-Paraffin: GRP78/HSPA5 Antibody [NBP1-89969] - Staining of human placenta shows strong cytoplasmic positivity in trophoblastic cells.



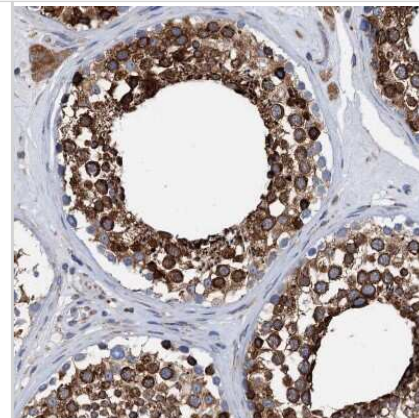
Western Blot: GRP78/HSPA5 Antibody [NBP1-89969] - Analysis in human cell line HepG2.



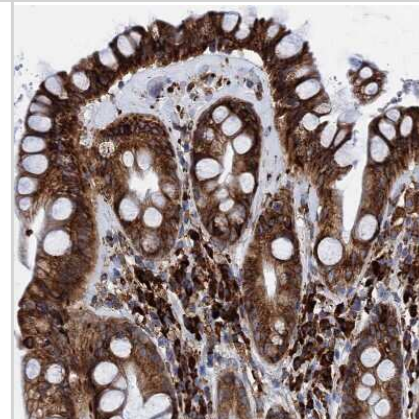
Immunohistochemistry-Paraffin: GRP78/HSPA5 Antibody [NBP1-89969] - Staining of human skeletal muscle shows no positivity in striated muscle fibers as expected.



Immunohistochemistry-Paraffin: GRP78/HSPA5 Antibody [NBP1-89969]  
- Staining of human testis shows strong cytoplasmic positivity in cells in seminiferous ducts.



Immunohistochemistry-Paraffin: GRP78/HSPA5 Antibody [NBP1-89969]  
- Staining of human rectum shows strong cytoplasmic positivity in glandular and lymphoid cells.



## Publications

Y?ld?z B□I□kba?? E, Karolak JA, Gambin T et al. Do paternal deletions involving the FOXF1 locus on chromosome 16q24.1 manifest with more severe non-lung anomalies? European Journal of Medical Genetics 2022-06-01 [PMID: 35533956] (Immunohistochemistry, Immunohistochemistry-Paraffin)

Wang Y, Wen W, Li H et al. MANF is neuroprotective against ethanol-induced neurodegeneration through ameliorating ER stress Neurobiology of disease 2020-12-06 [PMID: 33296727] (WB, Mouse)



### **Novus Biologicals USA**

10730 E. Briarwood Avenue  
Centennial, CO 80112  
USA  
Phone: 303.730.1950  
Toll Free: 1.888.506.6887  
Fax: 303.730.1966  
nb-customerservice@bio-techne.com

### **Bio-Techne Canada**

21 Canmotor Ave  
Toronto, ON M8Z 4E6  
Canada  
Phone: 905.827.6400  
Toll Free: 855.668.8722  
Fax: 905.827.6402  
canada.inquires@bio-techne.com

### **Bio-Techne Ltd**

19 Barton Lane  
Abingdon Science Park  
Abingdon, OX14 3NB, United Kingdom  
Phone: (44) (0) 1235 529449  
Free Phone: 0800 37 34 15  
Fax: (44) (0) 1235 533420  
info.EMEA@bio-techne.com

### **General Contact Information**

www.novusbio.com  
Technical Support: nb-technical@bio-techne.com  
Orders: nb-customerservice@bio-techne.com  
General: novus@novusbio.com

### **Products Related to NBP1-89969**

---

NBP1-89969PEP	GRP78/HSPA5 Recombinant Protein Antigen
HAF008	Goat anti-Rabbit IgG Secondary Antibody [HRP]
NB7160	Goat anti-Rabbit IgG (H+L) Secondary Antibody [HRP]
NBP2-24891	Rabbit IgG Isotype Control

---

### **Limitations**

This product is for research use only and is not approved for use in humans or in clinical diagnosis. Primary Antibodies are guaranteed for 1 year from date of receipt.

For more information on our 100% guarantee, please visit [www.novusbio.com/guarantee](http://www.novusbio.com/guarantee)

Earn gift cards/discounts by submitting a review: [www.novusbio.com/reviews/submit/NBP1-89969](http://www.novusbio.com/reviews/submit/NBP1-89969)

Earn gift cards/discounts by submitting a publication using this product:  
[www.novusbio.com/publications](http://www.novusbio.com/publications)

