

Product Datasheet

IKB zeta Antibody - BSA Free

NBP1-89835

Unit Size: 0.1 ml

Store at 4C short term. Aliquot and store at -20C long term. Avoid freeze-thaw cycles.

www.novusbio.com



technical@novusbio.com

Publications: 2

Protocols, Publications, Related Products, Reviews, Research Tools and Images at:
www.novusbio.com/NBP1-89835

Updated 2/21/2025 v.20.1

Earn rewards for product
reviews and publications.

Submit a publication at www.novusbio.com/publications

Submit a review at www.novusbio.com/reviews/destination/NBP1-89835



NBP1-89835

IKB zeta Antibody - BSA Free

Product Information

Unit Size	0.1 ml
Concentration	Concentrations vary lot to lot. See vial label for concentration. If unlisted please contact technical services.
Storage	Store at 4C short term. Aliquot and store at -20C long term. Avoid freeze-thaw cycles.
Clonality	Polyclonal
Preservative	0.02% Sodium Azide
Isotype	IgG
Purity	Immunogen affinity purified
Buffer	PBS (pH 7.2) and 40% Glycerol

Product Description

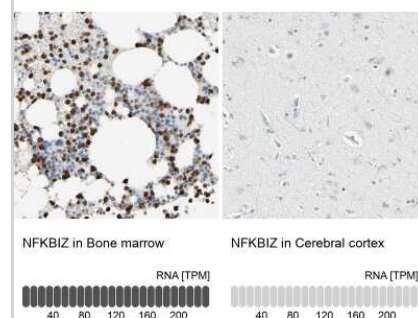
Host	Rabbit
Gene ID	64332
Gene Symbol	NFKBIZ
Species	Human, Mouse
Reactivity Notes	Rat (89%). Use in Mouse reported in scientific publication (PMID: 32647171).
Immunogen	This antibody was developed against Recombinant Protein corresponding to amino acids: QGRRALSYVLARKMNALHMLDIKEHNGQSAFQVAVAANQHLIVQDLVNIGAQV NTTDCWGRTPPLHVCAEKGHSQVLQAIQKGAVGSNQFVDLEATNYDGLTPLHC AVIAHNAVVHELQRNQQPHSPEVQELL

Product Application Details

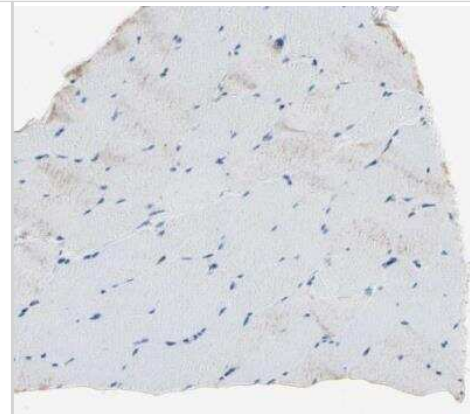
Applications	Immunohistochemistry, Immunohistochemistry-Paraffin
Recommended Dilutions	Immunohistochemistry 1:50 - 1:200, Immunohistochemistry-Paraffin 1:50 - 1:200
Application Notes	IHC-P-Retrieval method: HIER pH6

Images

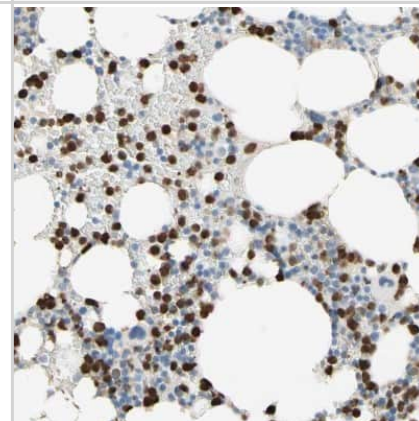
Immunohistochemistry-Paraffin: IKB zeta Antibody [NBP1-89835] - Analysis in human bone marrow and cerebral cortex tissues using NBP1-89835 antibody. Corresponding IKB zeta RNA-seq data are presented for the same tissues.



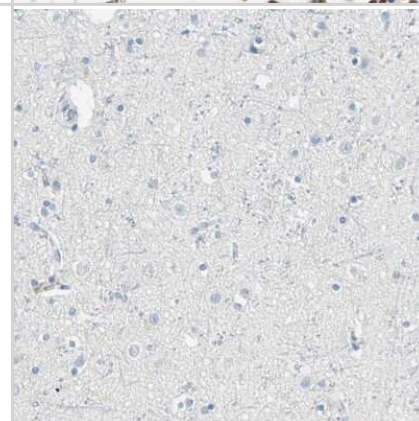
Immunohistochemistry-Paraffin: IKB zeta Antibody [NBP1-89835] - Staining of human skeletal muscle shows low positivity in myocytes as expected.



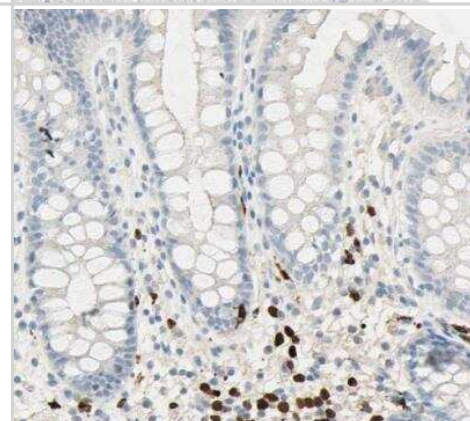
Immunohistochemistry-Paraffin: IKB zeta Antibody [NBP1-89835] - Staining of human bone marrow shows high expression.



Immunohistochemistry-Paraffin: IKB zeta Antibody [NBP1-89835] - Staining of human cerebral cortex shows low expression as expected.



Immunohistochemistry-Paraffin: IKB zeta Antibody [NBP1-89835] - Staining of human rectum shows strong nuclear positivity in lymphoid cells.



Publications

Arra M, Swarnkar G, Alippe Y et al. I kappa B-zeta signaling promotes chondrocyte inflammatory phenotype, senescence, and erosive joint pathology Bone research 2022-02-11 [PMID: 35145063] (IF/IHC, Mouse)

Arra M, Swarnkar G, Ke K et al. LDHA-mediated ROS generation in chondrocytes is a potential therapeutic target for osteoarthritis Nat Commun 2020-07-09 [PMID: 32647171] (IHC-P, Mouse)



Novus Biologicals USA

10730 E. Briarwood Avenue
Centennial, CO 80112
USA

Phone: 303.730.1950

Toll Free: 1.888.506.6887

Fax: 303.730.1966

nb-customerservice@bio-techne.com

Bio-Techne Canada

21 Canmotor Ave
Toronto, ON M8Z 4E6
Canada

Phone: 905.827.6400

Toll Free: 855.668.8722

Fax: 905.827.6402

canada.inquires@bio-techne.com

Bio-Techne Ltd

19 Barton Lane
Abingdon Science Park
Abingdon, OX14 3NB, United Kingdom

Phone: (44) (0) 1235 529449

Free Phone: 0800 37 34 15

Fax: (44) (0) 1235 533420

info.EMEA@bio-techne.com

General Contact Information

www.novusbio.com

Technical Support: nb-technical@bio-techne.com

Orders: nb-customerservice@bio-techne.com

General: novus@novusbio.com

Products Related to NBP1-89835

NBP1-89835PEP	IKB zeta Recombinant Protein Antigen
HAF008	Goat anti-Rabbit IgG Secondary Antibody [HRP]
NB7160	Goat anti-Rabbit IgG (H+L) Secondary Antibody [HRP]
NBP2-24891	Rabbit IgG Isotype Control

Limitations

This product is for research use only and is not approved for use in humans or in clinical diagnosis. Primary Antibodies are guaranteed for 1 year from date of receipt.

For more information on our 100% guarantee, please visit www.novusbio.com/guarantee

Earn gift cards/discounts by submitting a review: www.novusbio.com/reviews/submit/NBP1-89835

Earn gift cards/discounts by submitting a publication using this product:
www.novusbio.com/publications

