

# Product Datasheet

## Guanylyl Cyclase beta 1 Antibody - BSA Free NBP1-89784

Unit Size: 0.1 ml

Store at 4C short term. Aliquot and store at -20C long term. Avoid freeze-thaw cycles.

[www.novusbio.com](http://www.novusbio.com)



[technical@novusbio.com](mailto:technical@novusbio.com)

### Publications: 2

Protocols, Publications, Related Products, Reviews, Research Tools and Images at:  
[www.novusbio.com/NBP1-89784](http://www.novusbio.com/NBP1-89784)

Updated 2/21/2025 v.20.1

Earn rewards for product  
reviews and publications.

Submit a publication at [www.novusbio.com/publications](http://www.novusbio.com/publications)

Submit a review at [www.novusbio.com/reviews/destination/NBP1-89784](http://www.novusbio.com/reviews/destination/NBP1-89784)



**NBP1-89784**

Guanylyl Cyclase beta 1 Antibody - BSA Free

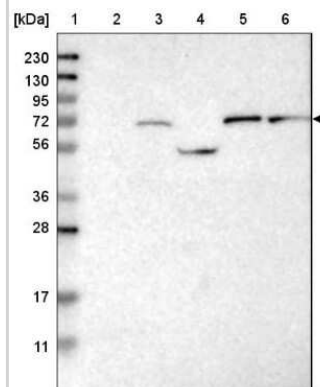
Product Information	
Unit Size	0.1 ml
Concentration	Concentrations vary lot to lot. See vial label for concentration. If unlisted please contact technical services.
Storage	Store at 4C short term. Aliquot and store at -20C long term. Avoid freeze-thaw cycles.
Clonality	Polyclonal
Preservative	0.02% Sodium Azide
Isotype	IgG
Purity	Immunogen affinity purified
Buffer	PBS (pH 7.2) and 40% Glycerol

Product Description	
Host	Rabbit
Gene ID	2983
Gene Symbol	GUCY1B1
Species	Human, Rat
Reactivity Notes	Use in Rat reported in scientific literature (PMID:34871799) .
Immunogen	This antibody was developed against Recombinant Protein corresponding to amino acids: HALELLVIRNYGPEVWEDIKKEAQLDEEGQFLVRIIYDDSKTYDLVAAASKVLNL NAGEILQMFGKMFVFCQESGYDTILRVLGSNVREFLQNLDALHDHLATIYPGM RAPSFRCTDAEKKGKGLILHYYSEREGLQDIVIGII

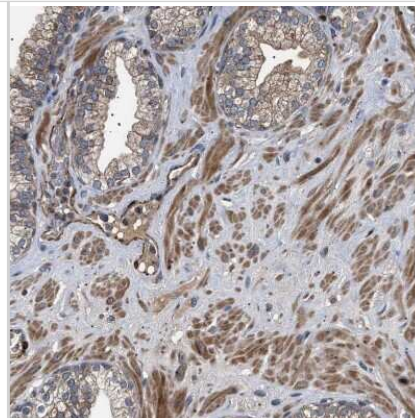
Product Application Details	
Applications	Western Blot, Simple Western, Immunohistochemistry, Immunohistochemistry-Paraffin
Recommended Dilutions	Western Blot 0.04-0.4 ug/ml, Simple Western 1:50, Immunohistochemistry 1:20 - 1:50, Immunohistochemistry-Paraffin 1:20 - 1:50
Application Notes	For IHC-Paraffin, HIER pH 6 retrieval is recommended.

**Images**

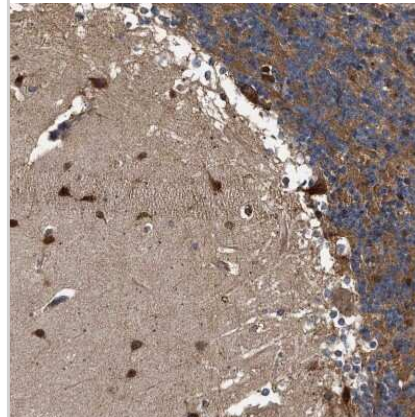
Western Blot: Guanylyl Cyclase beta 1 Antibody [NBP1-89784] - Lane 1: Marker [kDa] 230, 130, 95, 72, 56, 36, 28, 17, 11. Lane 2: Human cell line RT-4. Lane 3: Human cell line U-251MG sp. Lane 4: Human plasma (IgG/HSA depleted). Lane 5: Human liver tissue. Lane 6: Human tonsil tissue



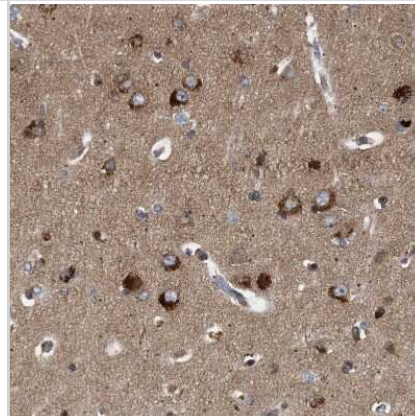
Immunohistochemistry-Paraffin: Guanylyl Cyclase beta 1 Antibody [NBP1-89784] - Staining of human prostate shows strong cytoplasmic positivity in smooth muscle cells.



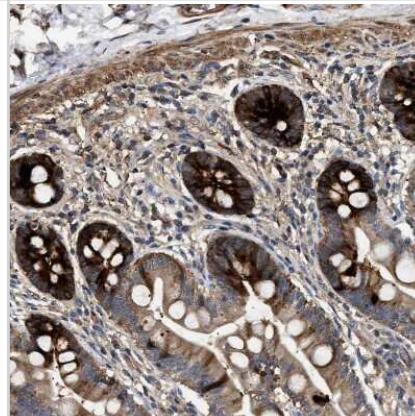
Immunohistochemistry-Paraffin: Guanylyl Cyclase beta 1 Antibody [NBP1-89784] - Staining of human cerebellum shows strong cytoplasmic positivity in molecular layer.



Immunohistochemistry-Paraffin: Guanylyl Cyclase beta 1 Antibody [NBP1-89784] - Staining of human cerebral cortex shows strong cytoplasmic positivity in neurons.



Immunohistochemistry-Paraffin: Guanylyl Cyclase beta 1 Antibody [NBP1-89784] - Staining of human gastrointestinal shows strong cytoplasmic positivity in glandular cells.



## Publications

Kimura S, Kawamorita N, Kikuchi Y et al. Low-energy shock wave therapy ameliorates ischemic-induced overactive bladder in a rat model with angiogenesis and increased expression of guanylate cyclase Research Square 2022-06-09 [PMID: 36536004] (WB, Rat)

Weber RE, Schulze KM, Colburn TD et al. Capillary hemodynamics and contracting skeletal muscle oxygen pressures in male rats with heart failure: Impact of soluble guanylyl cyclase activator Nitric oxide : biology and chemistry 2021-12-04 [PMID: 34871799] (WB, Rat)





### **Novus Biologicals USA**

10730 E. Briarwood Avenue  
Centennial, CO 80112  
USA  
Phone: 303.730.1950  
Toll Free: 1.888.506.6887  
Fax: 303.730.1966  
nb-customerservice@bio-techne.com

### **Bio-Techne Canada**

21 Canmotor Ave  
Toronto, ON M8Z 4E6  
Canada  
Phone: 905.827.6400  
Toll Free: 855.668.8722  
Fax: 905.827.6402  
canada.inquires@bio-techne.com

### **Bio-Techne Ltd**

19 Barton Lane  
Abingdon Science Park  
Abingdon, OX14 3NB, United Kingdom  
Phone: (44) (0) 1235 529449  
Free Phone: 0800 37 34 15  
Fax: (44) (0) 1235 533420  
info.EMEA@bio-techne.com

### **General Contact Information**

www.novusbio.com  
Technical Support: nb-technical@bio-techne.com  
Orders: nb-customerservice@bio-techne.com  
General: novus@novusbio.com

### **Products Related to NBP1-89784**

---

NBP1-89784PEP	Guanylyl Cyclase beta 1 Recombinant Protein Antigen
HAF008	Goat anti-Rabbit IgG Secondary Antibody [HRP]
NB7160	Goat anti-Rabbit IgG (H+L) Secondary Antibody [HRP]
NBP2-24891	Rabbit IgG Isotype Control

---

### **Limitations**

This product is for research use only and is not approved for use in humans or in clinical diagnosis. Primary Antibodies are guaranteed for 1 year from date of receipt.

For more information on our 100% guarantee, please visit [www.novusbio.com/guarantee](http://www.novusbio.com/guarantee)

Earn gift cards/discounts by submitting a review: [www.novusbio.com/reviews/submit/NBP1-89784](http://www.novusbio.com/reviews/submit/NBP1-89784)

Earn gift cards/discounts by submitting a publication using this product:  
[www.novusbio.com/publications](http://www.novusbio.com/publications)

