

# Product Datasheet

## GM130/GOLGA2 Antibody - BSA Free NBP1-89758

Unit Size: 0.1 ml

Store at 4C short term. Aliquot and store at -20C long term. Avoid freeze-thaw cycles.

[www.novusbio.com](http://www.novusbio.com)



[technical@novusbio.com](mailto:technical@novusbio.com)

Protocols, Publications, Related Products, Reviews, Research Tools and Images at:  
[www.novusbio.com/NBP1-89758](http://www.novusbio.com/NBP1-89758)

Updated 2/21/2025 v.20.1

Earn rewards for product  
reviews and publications.

Submit a publication at [www.novusbio.com/publications](http://www.novusbio.com/publications)

Submit a review at [www.novusbio.com/reviews/destination/NBP1-89758](http://www.novusbio.com/reviews/destination/NBP1-89758)



**NBP1-89758**

GM130/GOLGA2 Antibody - BSA Free

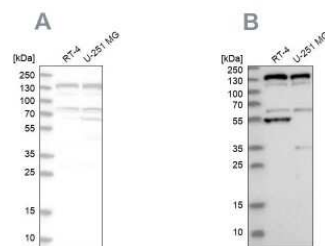
| Product Information |  |
|---------------------|--|
| Unit Size           | 0.1 ml   |
| Concentration       | Concentrations vary lot to lot. See vial label for concentration. If unlisted please contact technical services. |
| Storage             | Store at 4C short term. Aliquot and store at -20C long term. Avoid freeze-thaw cycles.                           |
| Clonality           | Polyclonal   |
| Preservative        | 0.02% Sodium Azide   |
| Isotype             | IgG  |
| Purity              | Immunogen affinity purified  |
| Buffer              | PBS (pH 7.2) and 40% Glycerol  |

| Product Description |   |
|---------------------|---|
| Host                | Rabbit  |
| Gene ID             | 2801  |
| Gene Symbol         | GOLGA2  |
| Species             | Human   |
| Marker              | Golgi Apparatus Marker  |
| Immunogen           | This antibody was developed against Recombinant Protein corresponding to amino acids:<br>LQQYVAAYQQLTSEKEVLHNQLLLQTQLVDQLQQQEAQGKAVAEMARQELQE<br>TQERLEAATQQNQQLRAQLSLMAHPG |

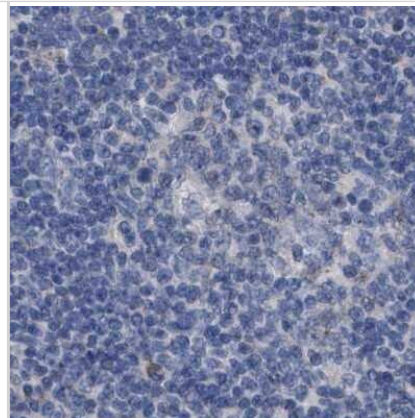
| Product Application Details |  |
|-----------------------------|--|
| Applications                | Western Blot, Immunohistochemistry, Immunohistochemistry-Paraffin  |
| Recommended Dilutions       | Western Blot 0.04-0.4 ug/ml, Immunohistochemistry 1:500 - 1:1000, Immunohistochemistry-Paraffin 1:500 - 1:1000 |
| Application Notes           | For IHC-Paraffin, HIER pH 6 retrieval is recommended.  |

**Images**

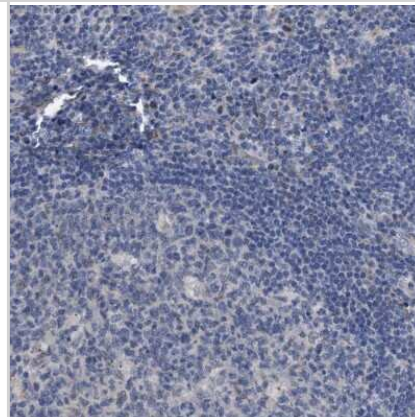
Western Blot: GM130/GOLGA2 Antibody [NBP1-89758] - Analysis using Anti-GOLGA2 antibody NBP1-89758 (A) shows similar pattern to independent antibody NBP1-89756 (B).



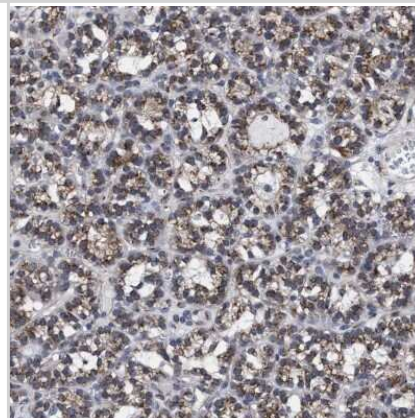
Immunohistochemistry-Paraffin: GM130/GOLGA2 Antibody [NBP1-89758] - Staining of human lymph node using Anti-GOLGA2 antibody NBP1-89758.



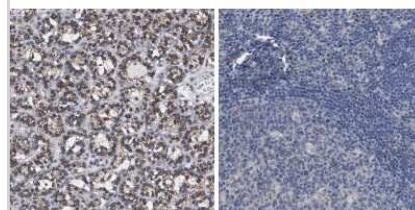
Immunohistochemistry-Paraffin: GM130/GOLGA2 Antibody [NBP1-89758] - Staining of human lymph node shows low expression as expected.



Immunohistochemistry-Paraffin: GM130/GOLGA2 Antibody [NBP1-89758] - Staining of human parathyroid gland shows high expression.




Immunohistochemistry-Paraffin: GM130/GOLGA2 Antibody [NBP1-89758] - Staining in human parathyroid gland and lymph node tissues using anti-GOLGA2 antibody. Corresponding GOLGA2 RNA-seq data are presented for the same tissues.

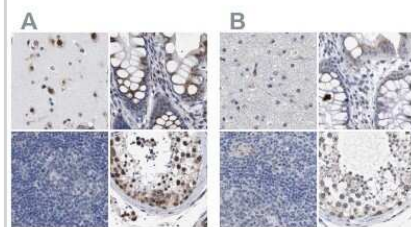


GOLGA2 in Parathyroid gland

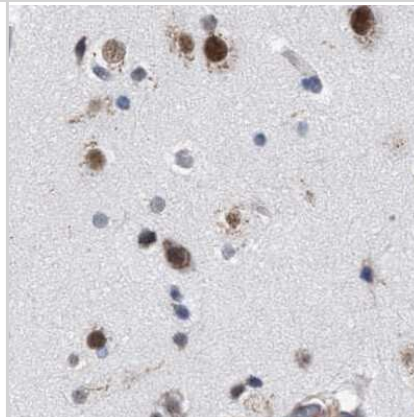
GOLGA2 in Lymph node



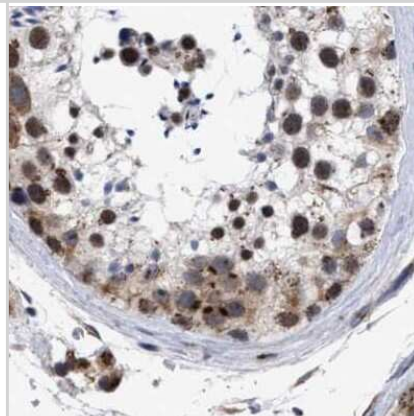
Immunohistochemistry-Paraffin: GM130/GOLGA2 Antibody [NBP1-89758] - Staining of human cerebral cortex, colon, lymph node and testis using Anti-GOLGA2 antibody NBP1-89758 (A) shows similar protein distribution across tissues to independent antibody NBP1-89756 (B).



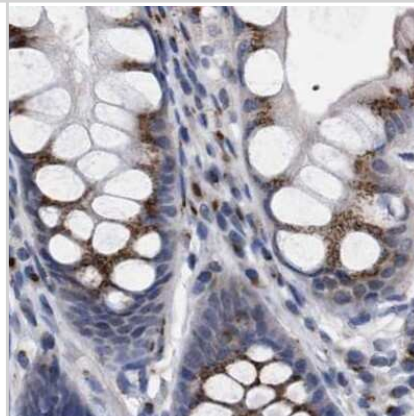
Immunohistochemistry-Paraffin: GM130/GOLGA2 Antibody [NBP1-89758] - Staining of human cerebral cortex.



Immunohistochemistry-Paraffin: GM130/GOLGA2 Antibody [NBP1-89758] - Staining of human testis.



Immunohistochemistry-Paraffin: GM130/GOLGA2 Antibody [NBP1-89758] - Staining of human colon.





### **Novus Biologicals USA**

10730 E. Briarwood Avenue  
Centennial, CO 80112  
USA  
Phone: 303.730.1950  
Toll Free: 1.888.506.6887  
Fax: 303.730.1966  
nb-customerservice@bio-techne.com

### **Bio-Techne Canada**

21 Canmotor Ave  
Toronto, ON M8Z 4E6  
Canada  
Phone: 905.827.6400  
Toll Free: 855.668.8722  
Fax: 905.827.6402  
canada.inquires@bio-techne.com

### **Bio-Techne Ltd**

19 Barton Lane  
Abingdon Science Park  
Abingdon, OX14 3NB, United Kingdom  
Phone: (44) (0) 1235 529449  
Free Phone: 0800 37 34 15  
Fax: (44) (0) 1235 533420  
info.EMEA@bio-techne.com

### **General Contact Information**

www.novusbio.com  
Technical Support: nb-technical@bio-techne.com  
Orders: nb-customerservice@bio-techne.com  
General: novus@novusbio.com

### **Products Related to NBP1-89758**

---

|               |   |
|---------------|---|
| NBP1-89758PEP | GM130/GOLGA2 Recombinant Protein Antigen            |
| HAF008        | Goat anti-Rabbit IgG Secondary Antibody [HRP]       |
| NB7160        | Goat anti-Rabbit IgG (H+L) Secondary Antibody [HRP] |
| NBP2-24891    | Rabbit IgG Isotype Control                          |

---

### **Limitations**

This product is for research use only and is not approved for use in humans or in clinical diagnosis. Primary Antibodies are guaranteed for 1 year from date of receipt.

For more information on our 100% guarantee, please visit [www.novusbio.com/guarantee](http://www.novusbio.com/guarantee)

Earn gift cards/discounts by submitting a review: [www.novusbio.com/reviews/submit/NBP1-89758](http://www.novusbio.com/reviews/submit/NBP1-89758)

Earn gift cards/discounts by submitting a publication using this product:  
[www.novusbio.com/publications](http://www.novusbio.com/publications)

