

Product Datasheet

Myosin Heavy Chain 3 Antibody - BSA Free NBP1-89707

Unit Size: 0.1 ml

Store at 4C short term. Aliquot and store at -20C long term. Avoid freeze-thaw cycles.

www.novusbio.com



technical@novusbio.com

Publications: 1

Protocols, Publications, Related Products, Reviews, Research Tools and Images at:
www.novusbio.com/NBP1-89707

Updated 2/21/2025 v.20.1

Earn rewards for product
reviews and publications.

Submit a publication at www.novusbio.com/publications

Submit a review at www.novusbio.com/reviews/destination/NBP1-89707



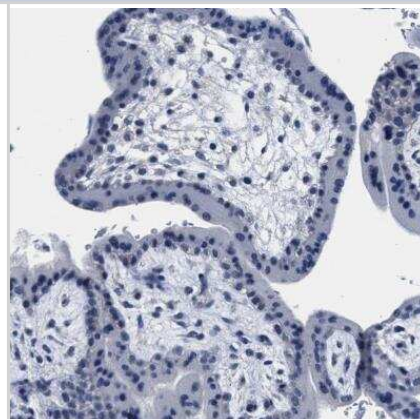
NBP1-89707**Myosin Heavy Chain 3 Antibody - BSA Free**

Product Information	
Unit Size	0.1 ml
Concentration	Concentrations vary lot to lot. See vial label for concentration. If unlisted please contact technical services.
Storage	Store at 4C short term. Aliquot and store at -20C long term. Avoid freeze-thaw cycles.
Clonality	Polyclonal
Preservative	0.02% Sodium Azide
Isotype	IgG
Purity	Immunogen affinity purified
Buffer	PBS (pH 7.2) and 40% Glycerol
Product Description	
Host	Rabbit
Gene ID	4621
Gene Symbol	MYH3
Species	Human
Immunogen	This antibody was developed against Recombinant Protein corresponding to amino acids: IEAQNQPFDAKTYCFVVDKSKEEYAKGKIKSSQDGKVTVETEDNRTLTVVKPEDV YAMNPPKFDRIEDMAML
Product Application Details	
Applications	Immunohistochemistry, Immunohistochemistry-Paraffin
Recommended Dilutions	Immunohistochemistry 1:200 - 1:500, Immunohistochemistry-Paraffin 1:200 - 1:500
Application Notes	For IHC-Paraffin, HIER pH 6 retrieval is recommended.

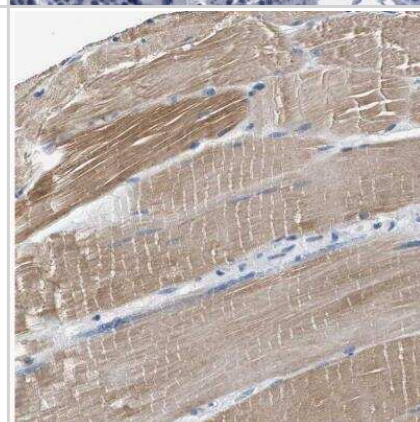


Images

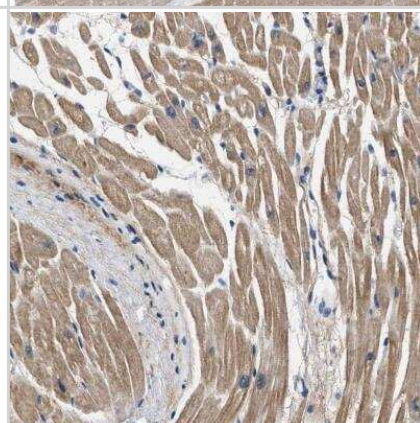
Immunohistochemistry-Paraffin: heavy chain Myosin Antibody [NBP1-89707] - Staining of human placenta shows no positivity in trophoblastic cells as expected.



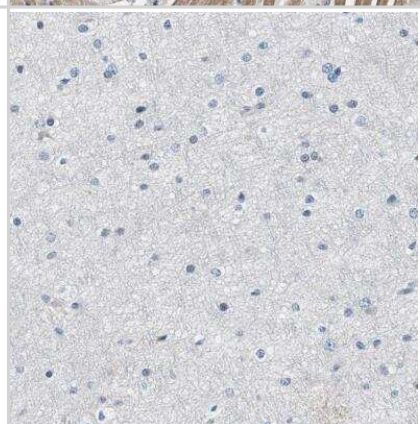
Immunohistochemistry-Paraffin: heavy chain Myosin Antibody [NBP1-89707] - Staining of human skeletal muscle shows moderate to strong cytoplasmic positivity in myocytes.



Immunohistochemistry-Paraffin: heavy chain Myosin Antibody [NBP1-89707] - Staining of human heart muscle shows moderate to strong cytoplasmic positivity in cardiomyocytes



Immunohistochemistry-Paraffin: heavy chain Myosin Antibody [NBP1-89707] - Staining of human cerebral cortex shows no positivity in neurons as expected.



Publications

Muro S, Akita K Novel combination method of wide-range serial sectioning and 3D reconstruction visualizing both macro-level dynamics and micro-level interactions in an attempt to analyze the female pelvic floor Anatomical science international 2023-03-07 [PMID: 36882587] (Immunohistochemistry-Paraffin)



Novus Biologicals USA

10730 E. Briarwood Avenue
Centennial, CO 80112
USA

Phone: 303.730.1950

Toll Free: 1.888.506.6887

Fax: 303.730.1966

nb-customerservice@bio-techne.com

Bio-Techne Canada

21 Canmotor Ave
Toronto, ON M8Z 4E6
Canada

Phone: 905.827.6400

Toll Free: 855.668.8722

Fax: 905.827.6402

canada.inquires@bio-techne.com

Bio-Techne Ltd

19 Barton Lane
Abingdon Science Park
Abingdon, OX14 3NB, United Kingdom

Phone: (44) (0) 1235 529449

Free Phone: 0800 37 34 15

Fax: (44) (0) 1235 533420

info.EMEA@bio-techne.com

General Contact Information

www.novusbio.com

Technical Support: nb-technical@bio-techne.com

Orders: nb-customerservice@bio-techne.com

General: novus@novusbio.com

Products Related to NBP1-89707

NBP1-89707PEP	Myosin Heavy Chain 3 Recombinant Protein Antigen
HAF008	Goat anti-Rabbit IgG Secondary Antibody [HRP]
NB7160	Goat anti-Rabbit IgG (H+L) Secondary Antibody [HRP]
NBP2-24891	Rabbit IgG Isotype Control

Limitations

This product is for research use only and is not approved for use in humans or in clinical diagnosis. Primary Antibodies are guaranteed for 1 year from date of receipt.

For more information on our 100% guarantee, please visit www.novusbio.com/guarantee

Earn gift cards/discounts by submitting a review: www.novusbio.com/reviews/submit/NBP1-89707

Earn gift cards/discounts by submitting a publication using this product:

www.novusbio.com/publications

