

Product Datasheet

EpCAM/TROP1 Antibody - BSA Free NBP1-89404

Unit Size: 0.1 ml

Store at 4C short term. Aliquot and store at -20C long term. Avoid freeze-thaw cycles.

www.novusbio.com



technical@novusbio.com

Protocols, Publications, Related Products, Reviews, Research Tools and Images at:
www.novusbio.com/NBP1-89404

Updated 2/21/2025 v.20.1

Earn rewards for product
reviews and publications.

Submit a publication at www.novusbio.com/publications

Submit a review at www.novusbio.com/reviews/destination/NBP1-89404



NBP1-89404

EpCAM/TROP1 Antibody - BSA Free

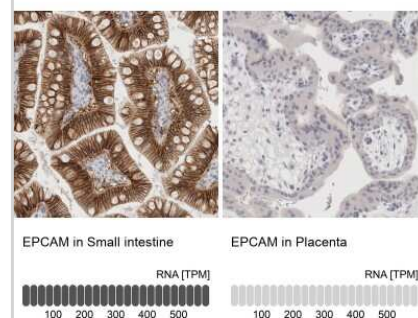
Product Information	
Unit Size	0.1 ml
Concentration	Concentrations vary lot to lot. See vial label for concentration. If unlisted please contact technical services.
Storage	Store at 4C short term. Aliquot and store at -20C long term. Avoid freeze-thaw cycles.
Clonality	Polyclonal
Preservative	0.02% Sodium Azide
Isotype	IgG
Purity	Immunogen affinity purified
Buffer	PBS (pH 7.2) and 40% Glycerol

Product Description	
Host	Rabbit
Gene ID	4072
Gene Symbol	EPCAM
Species	Human
Reactivity Notes	Immunogen displays the following percentage of sequence identity for non-tested species: Mouse (83%), Rat (82%)
Immunogen	This antibody was developed against Recombinant Protein corresponding to amino acids: LFKAKQCNGTSMCWCVNTAGVRRTDKDEITCSERVRTYWIIIELKHKAREKPY DSKSLRTALQKEITTRYQLDPKFITSILYENNVITIDLQVNSSQKTQNDVDIADVA YY

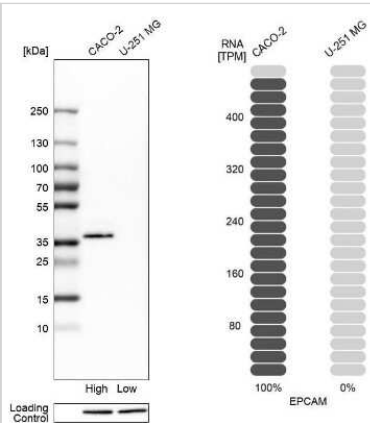
Product Application Details	
Applications	Western Blot, Immunohistochemistry, Immunohistochemistry-Paraffin
Recommended Dilutions	Western Blot 0.04-0.4 ug/ml, Immunohistochemistry 1:200 - 1:500, Immunohistochemistry-Paraffin 1:200-1:500
Application Notes	For IHC-Paraffin, HIER pH 6 retrieval is recommended.

Images

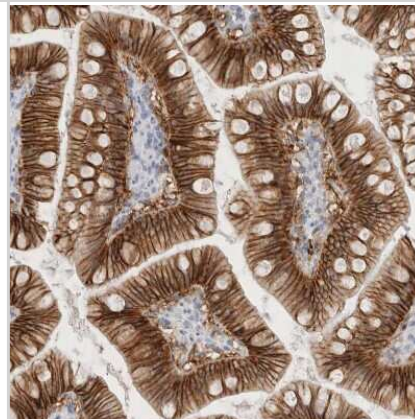
Immunohistochemistry-Paraffin: EpCAM/TROP1 Antibody [NBP1-89404]
- Analysis in human small intestine and placenta tissues. Corresponding EpCAM/TROP1 RNA-seq data are presented for the same tissues.



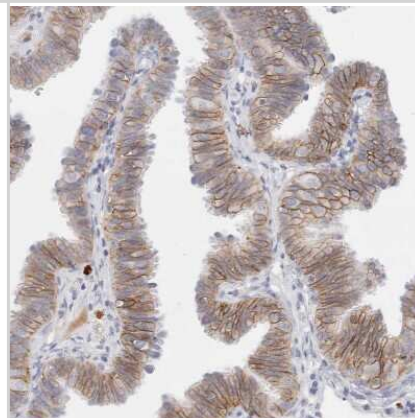
Western Blot: EpCAM/TROP1 Antibody [NBP1-89404] - Analysis in human cell lines Caco-2 and U-251MG using anti-EPCAM antibody. Corresponding EPCAM RNA-seq data are presented for the same cell lines. Loading control: anti-PARP1.



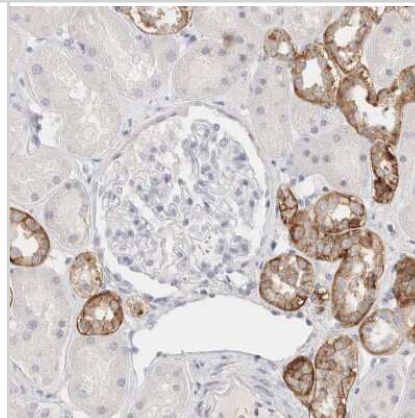
Immunohistochemistry-Paraffin: EpCAM/TROP1 Antibody [NBP1-89404] - Staining of human small intestine shows strong membranous positivity in glandular cells.



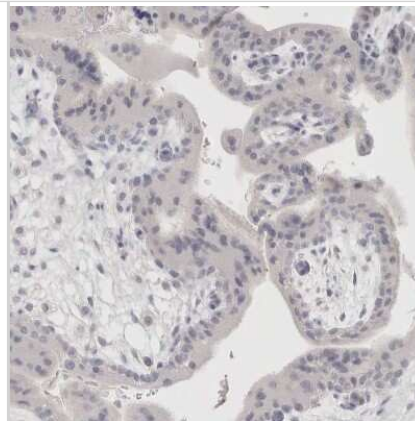
Immunohistochemistry-Paraffin: EpCAM/TROP1 Antibody [NBP1-89404] - Staining of human Fallopian tube shows moderate membranous positivity in glandular cells.



Immunohistochemistry-Paraffin: EpCAM/TROP1 Antibody [NBP1-89404] - Staining of human kidney shows moderate membranous positivity in cells in tubules.



Immunohistochemistry-Paraffin: EpCAM/TROP1 Antibody [NBP1-89404]
- Staining of human placenta shows no positivity in trophoblastic cells as expected.





Novus Biologicals USA

10730 E. Briarwood Avenue
Centennial, CO 80112
USA
Phone: 303.730.1950
Toll Free: 1.888.506.6887
Fax: 303.730.1966
nb-customerservice@bio-techne.com

Bio-Techne Canada

21 Canmotor Ave
Toronto, ON M8Z 4E6
Canada
Phone: 905.827.6400
Toll Free: 855.668.8722
Fax: 905.827.6402
canada.inquires@bio-techne.com

Bio-Techne Ltd

19 Barton Lane
Abingdon Science Park
Abingdon, OX14 3NB, United Kingdom
Phone: (44) (0) 1235 529449
Free Phone: 0800 37 34 15
Fax: (44) (0) 1235 533420
info.EMEA@bio-techne.com

General Contact Information

www.novusbio.com
Technical Support: nb-technical@bio-techne.com
Orders: nb-customerservice@bio-techne.com
General: novus@novusbio.com

Products Related to NBP1-89404

NBP1-89404PEP	EpCAM/TROP1 Recombinant Protein Antigen
HAF008	Goat anti-Rabbit IgG Secondary Antibody [HRP]
NB7160	Goat anti-Rabbit IgG (H+L) Secondary Antibody [HRP]
NBP2-24891	Rabbit IgG Isotype Control

Limitations

This product is for research use only and is not approved for use in humans or in clinical diagnosis. Primary Antibodies are guaranteed for 1 year from date of receipt.

For more information on our 100% guarantee, please visit www.novusbio.com/guarantee

Earn gift cards/discounts by submitting a review: www.novusbio.com/reviews/submit/NBP1-89404

Earn gift cards/discounts by submitting a publication using this product:
www.novusbio.com/publications

