

# Product Datasheet

## Adenosine Deaminase 2/CECR1 Antibody - BSA Free NBP1-89238

Unit Size: 0.1 ml

Store at 4C short term. Aliquot and store at -20C long term. Avoid freeze-thaw cycles.

[www.novusbio.com](http://www.novusbio.com)



[technical@novusbio.com](mailto:technical@novusbio.com)

### Publications: 1

Protocols, Publications, Related Products, Reviews, Research Tools and Images at:  
[www.novusbio.com/NBP1-89238](http://www.novusbio.com/NBP1-89238)

Updated 2/21/2025 v.20.1

Earn rewards for product  
reviews and publications.

Submit a publication at [www.novusbio.com/publications](http://www.novusbio.com/publications)

Submit a review at [www.novusbio.com/reviews/destination/NBP1-89238](http://www.novusbio.com/reviews/destination/NBP1-89238)



**NBP1-89238****Adenosine Deaminase 2/CECR1 Antibody - BSA Free**

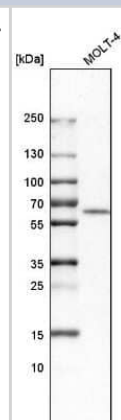
Product Information	
Unit Size	0.1 ml
Concentration	Concentrations vary lot to lot. See vial label for concentration. If unlisted please contact technical services.
Storage	Store at 4C short term. Aliquot and store at -20C long term. Avoid freeze-thaw cycles.
Clonality	Polyclonal
Preservative	0.02% Sodium Azide
Isotype	IgG
Purity	Immunogen affinity purified
Buffer	PBS (pH 7.2) and 40% Glycerol

Product Description	
Host	Rabbit
Gene ID	51816
Gene Symbol	CECR1
Species	Human
Immunogen	This antibody was developed against Recombinant Protein corresponding to amino acids: TDWQGTSIDRNILDALMLNTRIGHGFALSKHPAVRTYSWKKDPIEVCPI SNQV LKLVS DLRNHPVATLMATGHPMVISSDDPAMFGAKGLSYDFYEVFMGIGGMKA DLRTLKQLAMNSIKYSTLLESEKNTFMEIWKKRWDK

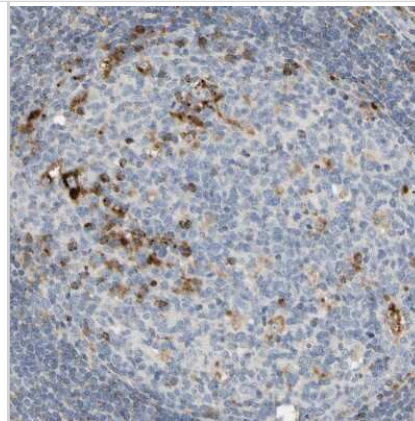
Product Application Details	
Applications	Western Blot, Simple Western, Immunohistochemistry, Immunohistochemistry-Paraffin
Recommended Dilutions	Western Blot 0.04-0.4 ug/ml, Simple Western 1:30, Immunohistochemistry 1:50 - 1:200, Immunohistochemistry-Paraffin 1:50 - 1:200
Application Notes	For IHC-Paraffin, HIER pH 6 retrieval is recommended.  In Simple Western only 10 - 15 uL of the recommended dilution is used per data point. See <a href="#">Simple Western Antibody Database</a> for Simple Western validation: Tested in h. Tonsil, separated by Size, antibody dilution of 1:30, apparent MW was 70 kDa. Separated by Size-Wes, Sally Sue/Peggy Sue.

**Images**

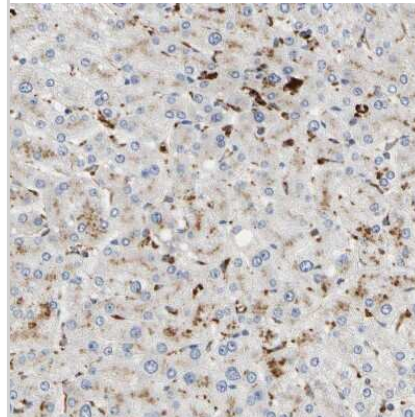
Western Blot: Adenosine Deaminase 2/CECR1 Antibody [NBP1-89238] - Analysis in human cell line MOLT-4.



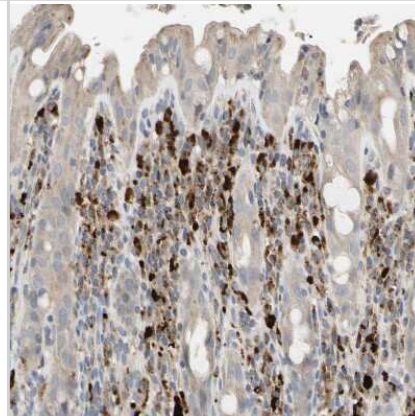
Immunohistochemistry-Paraffin: Adenosine Deaminase 2/CECR1 Antibody [NBP1-89238] - Staining of human tonsil shows moderate cytoplasmic positivity in germinal center cells.



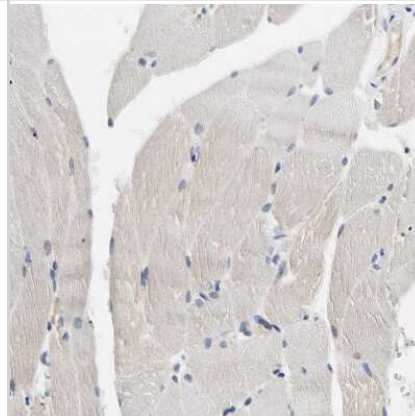
Immunohistochemistry-Paraffin: Adenosine Deaminase 2/CECR1 Antibody [NBP1-89238] - Staining of human liver shows moderate to strong cytoplasmic positivity in Kupffer cells.



Immunohistochemistry-Paraffin: Adenosine Deaminase 2/CECR1 Antibody [NBP1-89238] - Staining of human rectum shows strong cytoplasmic positivity in lymphoid cells.



Immunohistochemistry-Paraffin: Adenosine Deaminase 2/CECR1 Antibody [NBP1-89238] - Staining of human skeletal muscle shows no positivity in myocytes as expected.



Simple Western: Adenosine Deaminase 2/CECR1 Antibody [NBP1-89238] - Simple Western lane view shows a specific band for CECR1 in 0.2 mg/ml of h. Tonsil lysate. This experiment was performed under reducing conditions using the 12-230 kDa separation system.



## Publications

Tiwari-Heckler S, Yee EU, Yalcin Y Et al. Adenosine deaminase 2 produced by infiltrative monocytes promotes liver fibrosis in nonalcoholic fatty liver disease Cell reports 2021-10-26 [PMID: 34706243] (FLOW, Human)



### **Novus Biologicals USA**

10730 E. Briarwood Avenue  
Centennial, CO 80112  
USA  
Phone: 303.730.1950  
Toll Free: 1.888.506.6887  
Fax: 303.730.1966  
nb-customerservice@bio-techne.com

### **Bio-Techne Canada**

21 Canmotor Ave  
Toronto, ON M8Z 4E6  
Canada  
Phone: 905.827.6400  
Toll Free: 855.668.8722  
Fax: 905.827.6402  
canada.inquires@bio-techne.com

### **Bio-Techne Ltd**

19 Barton Lane  
Abingdon Science Park  
Abingdon, OX14 3NB, United Kingdom  
Phone: (44) (0) 1235 529449  
Free Phone: 0800 37 34 15  
Fax: (44) (0) 1235 533420  
info.EMEA@bio-techne.com

### **General Contact Information**

www.novusbio.com  
Technical Support: nb-technical@bio-techne.com  
Orders: nb-customerservice@bio-techne.com  
General: novus@novusbio.com

### **Products Related to NBP1-89238**

---

NBP1-89238PEP	Adenosine Deaminase 2/CECR1 Recombinant Protein Antigen
HAF008	Goat anti-Rabbit IgG Secondary Antibody [HRP]
NB7160	Goat anti-Rabbit IgG (H+L) Secondary Antibody [HRP]
NBP2-24891	Rabbit IgG Isotype Control

---

### **Limitations**

This product is for research use only and is not approved for use in humans or in clinical diagnosis. Primary Antibodies are guaranteed for 1 year from date of receipt.

For more information on our 100% guarantee, please visit [www.novusbio.com/guarantee](http://www.novusbio.com/guarantee)

Earn gift cards/discounts by submitting a review: [www.novusbio.com/reviews/submit/NBP1-89238](http://www.novusbio.com/reviews/submit/NBP1-89238)

Earn gift cards/discounts by submitting a publication using this product:  
[www.novusbio.com/publications](http://www.novusbio.com/publications)

