

Product Datasheet

SPACA3 Antibody - BSA Free

NBP1-89136

Unit Size: 0.1 ml

Store at 4C short term. Aliquot and store at -20C long term. Avoid freeze-thaw cycles.

www.novusbio.com



technical@novusbio.com

Protocols, Publications, Related Products, Reviews, Research Tools and Images at:
www.novusbio.com/NBP1-89136

Updated 2/21/2025 v.20.1

Earn rewards for product
reviews and publications.

Submit a publication at www.novusbio.com/publications

Submit a review at www.novusbio.com/reviews/destination/NBP1-89136



NBP1-89136

SPACA3 Antibody - BSA Free

Product Information

Unit Size	0.1 ml
Concentration	Concentrations vary lot to lot. See vial label for concentration. If unlisted please contact technical services.
Storage	Store at 4C short term. Aliquot and store at -20C long term. Avoid freeze-thaw cycles.
Clonality	Polyclonal
Preservative	0.02% Sodium Azide
Isotype	IgG
Purity	Immunogen affinity purified
Buffer	PBS (pH 7.2) and 40% Glycerol

Product Description


Host	Rabbit
Gene ID	124912
Gene Symbol	SPACA3
Species	Human
Immunogen	This antibody was developed against Recombinant Protein corresponding to amino acids: TNNGIFQINSRRWCSNLTPNVPN/CRMYSDDLNP NLKDTVICAMKITQEPQGL GYWEAWRHHHCQGKDLTEWVDG CDF

Product Application Details

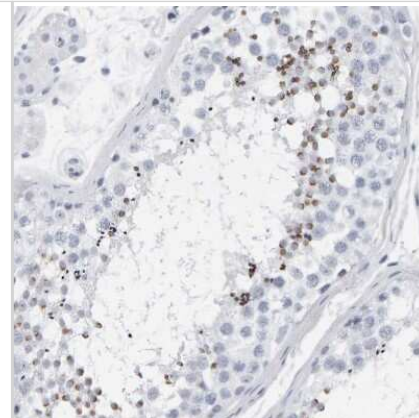
Applications	Western Blot, Immunohistochemistry, Immunohistochemistry-Paraffin
Recommended Dilutions	Western Blot 0.04-0.4 ug/ml, Immunohistochemistry 1:2500 - 1:5000, Immunohistochemistry-Paraffin 1:2500 - 1:5000
Application Notes	For IHC-Paraffin, HIER pH 6 retrieval is recommended.

Images

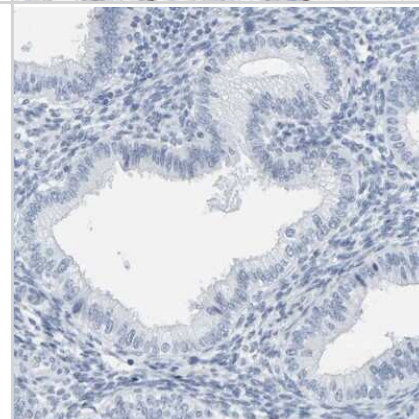
Western Blot: SPACA3 Antibody [NBP1-89136] - Analysis in control (vector only transfected HEK293T lysate) and SPACA3 over-expression lysate (Co-expressed with a C-terminal myc-DDK tag (3.1 kDa) in mammalian HEK293T cells).



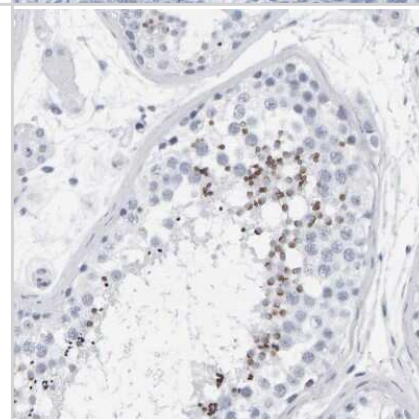
Immunohistochemistry-Paraffin: SPACA3 Antibody [NBP1-89136] - Staining of human testis shows strong cytoplasmic positivity in spermatids.



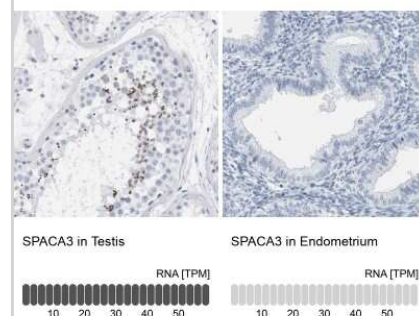
Immunohistochemistry-Paraffin: SPACA3 Antibody [NBP1-89136] - Staining of human endometrium shows low expression as expected.



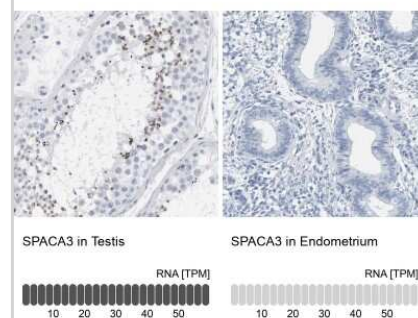
Immunohistochemistry-Paraffin: SPACA3 Antibody [NBP1-89136] - Staining of human testis shows high expression.



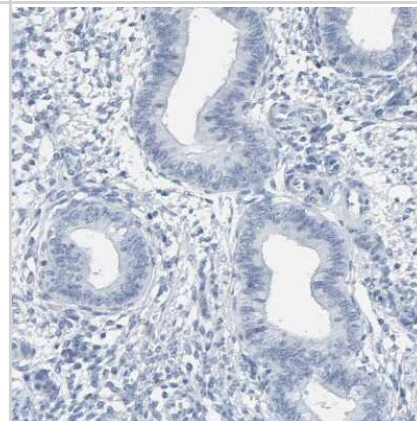
Immunohistochemistry-Paraffin: SPACA3 Antibody [NBP1-89136] - Staining in human testis and endometrium tissues using anti-SPACA3 antibody. Corresponding SPACA3 RNA-seq data are presented for the same tissues.



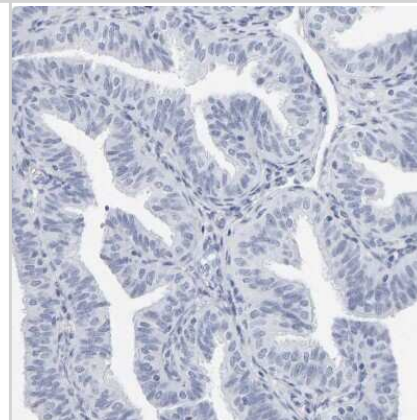
Immunohistochemistry-Paraffin: SPACA3 Antibody [NBP1-89136] - Analysis in human testis and endometrium tissues. Corresponding SPACA3 RNA-seq data are presented for the same tissues.



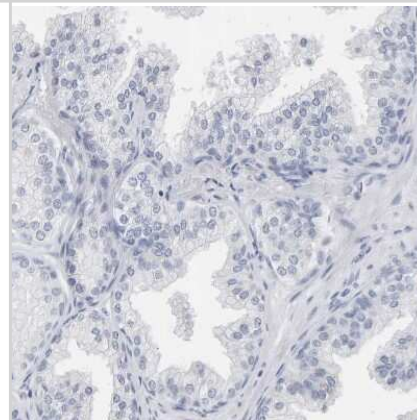
Immunohistochemistry-Paraffin: SPACA3 Antibody [NBP1-89136] - Staining of human endometrium shows no positivity in glandular cells as expected.



Immunohistochemistry-Paraffin: SPACA3 Antibody [NBP1-89136] - Staining of human fallopian tube shows no positivity in glandular cells as expected.



Immunohistochemistry: SPACA3 Antibody [NBP1-89136] - Staining of human prostate shows no positivity in glandular cell as expected.





Novus Biologicals USA

10730 E. Briarwood Avenue
Centennial, CO 80112
USA
Phone: 303.730.1950
Toll Free: 1.888.506.6887
Fax: 303.730.1966
nb-customerservice@bio-techne.com

Bio-Techne Canada

21 Canmotor Ave
Toronto, ON M8Z 4E6
Canada
Phone: 905.827.6400
Toll Free: 855.668.8722
Fax: 905.827.6402
canada.inquires@bio-techne.com

Bio-Techne Ltd

19 Barton Lane
Abingdon Science Park
Abingdon, OX14 3NB, United Kingdom
Phone: (44) (0) 1235 529449
Free Phone: 0800 37 34 15
Fax: (44) (0) 1235 533420
info.EMEA@bio-techne.com

General Contact Information

www.novusbio.com
Technical Support: nb-technical@bio-techne.com
Orders: nb-customerservice@bio-techne.com
General: novus@novusbio.com

Products Related to NBP1-89136

NBP1-89136PEP	SPACA3 Recombinant Protein Antigen
HAF008	Goat anti-Rabbit IgG Secondary Antibody [HRP]
NB7160	Goat anti-Rabbit IgG (H+L) Secondary Antibody [HRP]
NBP2-24891	Rabbit IgG Isotype Control

Limitations

This product is for research use only and is not approved for use in humans or in clinical diagnosis. Primary Antibodies are guaranteed for 1 year from date of receipt.

For more information on our 100% guarantee, please visit www.novusbio.com/guarantee

Earn gift cards/discounts by submitting a review: www.novusbio.com/reviews/submit/NBP1-89136

Earn gift cards/discounts by submitting a publication using this product:
www.novusbio.com/publications

