

# Product Datasheet

## ANKRD13A Antibody - BSA Free

### NBP1-89082

Unit Size: 0.1 ml

Store at 4C short term. Aliquot and store at -20C long term. Avoid freeze-thaw cycles.

[www.novusbio.com](http://www.novusbio.com)



[technical@novusbio.com](mailto:technical@novusbio.com)

Protocols, Publications, Related Products, Reviews, Research Tools and Images at:  
[www.novusbio.com/NBP1-89082](http://www.novusbio.com/NBP1-89082)

Updated 9/9/2025 v.20.1

Earn rewards for product  
reviews and publications.

Submit a publication at [www.novusbio.com/publications](http://www.novusbio.com/publications)

Submit a review at [www.novusbio.com/reviews/destination/NBP1-89082](http://www.novusbio.com/reviews/destination/NBP1-89082)



**NBP1-89082**

ANKRD13A Antibody - BSA Free

Product Information	
Unit Size	0.1 ml
Concentration	Concentrations vary lot to lot. See vial label for concentration. If unlisted please contact technical services.
Storage	Store at 4C short term. Aliquot and store at -20C long term. Avoid freeze-thaw cycles.
Clonality	Polyclonal
Preservative	0.02% Sodium Azide
Isotype	IgG
Purity	Immunogen affinity purified
Buffer	PBS (pH 7.2) and 40% Glycerol

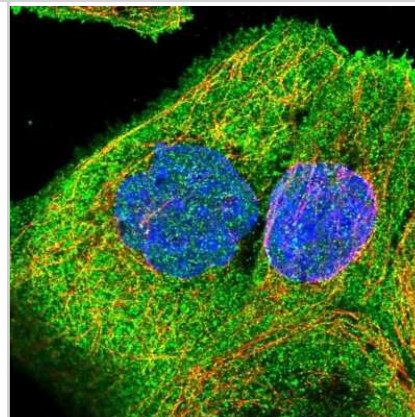
Product Description	
Description	Novus Biologicals Rabbit ANKRD13A Antibody - BSA Free (NBP1-89082) is a polyclonal antibody validated for use in IHC and ICC/IF. All Novus Biologicals antibodies are covered by our 100% guarantee.
Host	Rabbit
Gene ID	88455
Gene Symbol	ANKRD13A
Species	Human
Reactivity Notes	Mouse (82%), Rat (86%).
Immunogen	This antibody was developed against Recombinant Protein corresponding to amino acids: FGNVNGCSTAEESVSQNVEGTQADSASHITNFEVDQSVFEIPESYYVQDNGRN VHLQDEDEYEIMQFAI

Product Application Details	
Applications	Immunohistochemistry-Paraffin, Immunocytochemistry/ Immunofluorescence, Immunohistochemistry
Recommended Dilutions	Immunohistochemistry 1:1000 - 1:2500, Immunocytochemistry/ Immunofluorescence 0.25-2 ug/ml, Immunohistochemistry-Paraffin 1:1000 - 1:2500
Application Notes	For IHC-Paraffin, HIER pH 6 retrieval is recommended. Immunocytochemistry/Immunofluorescence Fixation Permeabilization: Use PFA/Triton X-100.

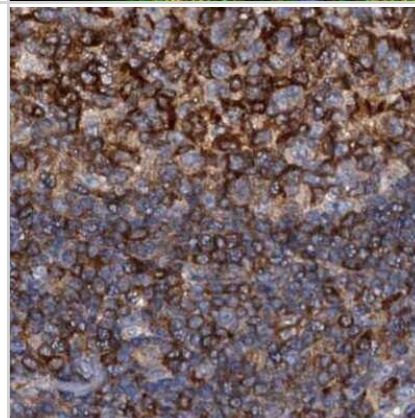


## Images

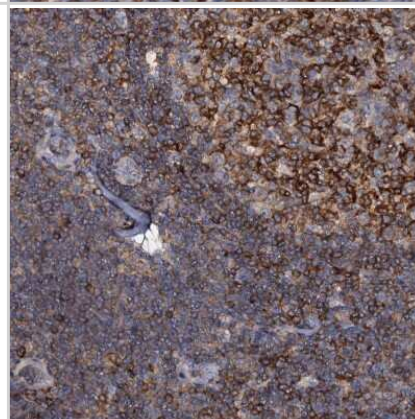
Immunocytochemistry/Immunofluorescence: ANKRD13A Antibody [NBP1-89082] - Immunofluorescent staining of human cell line A-431 shows localization to plasma membrane.



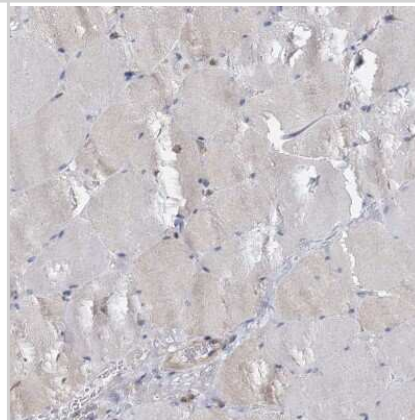
Immunohistochemistry-Paraffin: ANKRD13A Antibody [NBP1-89082] - Staining of human tonsil.



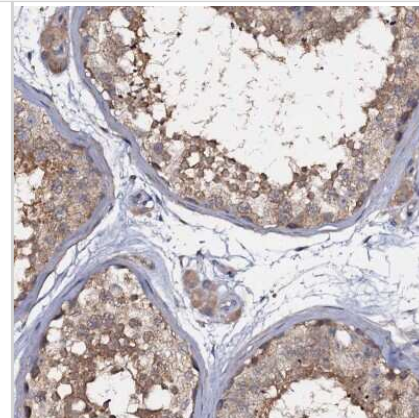
Immunohistochemistry-Paraffin: ANKRD13A Antibody [NBP1-89082] - Staining of human tonsil shows strong cytoplasmic positivity in germinal center cells.



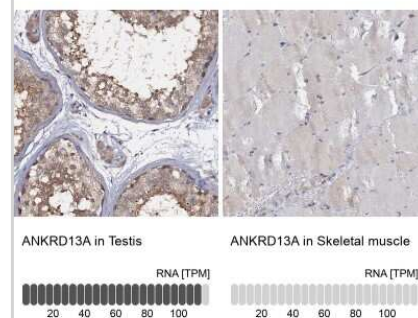
Immunohistochemistry-Paraffin: ANKRD13A Antibody [NBP1-89082] - Staining of human skeletal muscle shows low expression as expected.



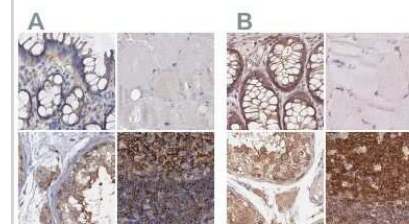
Immunohistochemistry-Paraffin: ANKRD13A Antibody [NBP1-89082] - Staining of human testis shows high expression.



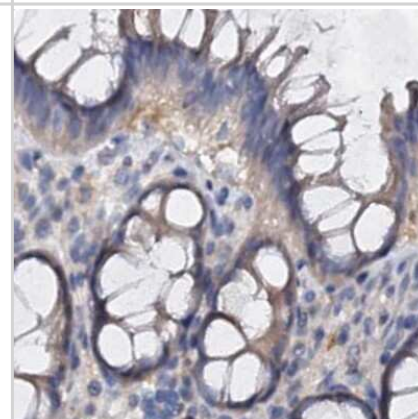
Immunohistochemistry-Paraffin: ANKRD13A Antibody [NBP1-89082] - Staining in human testis and skeletal muscle tissues using anti-ANKRD13A antibody. Corresponding ANKRD13A RNA-seq data are presented for the same tissues.



Immunohistochemistry-Paraffin: ANKRD13A Antibody [NBP1-89082] - Staining of human colon, skeletal muscle, testis and tonsil using Anti-ANKRD13A antibody NBP1-89082 (A) shows similar protein distribution across tissues to independent antibody NBP2-38505 (B).



Immunohistochemistry-Paraffin: ANKRD13A Antibody [NBP1-89082] - Staining of human colon.





### **Novus Biologicals USA**

10730 E. Briarwood Avenue  
Centennial, CO 80112  
USA  
Phone: 303.730.1950  
Toll Free: 1.888.506.6887  
Fax: 303.730.1966  
nb-customerservice@bio-techne.com

### **Bio-Techne Canada**

21 Canmotor Ave  
Toronto, ON M8Z 4E6  
Canada  
Phone: 905.827.6400  
Toll Free: 855.668.8722  
Fax: 905.827.6402  
canada.inquires@bio-techne.com

### **Bio-Techne Ltd**

19 Barton Lane  
Abingdon Science Park  
Abingdon, OX14 3NB, United Kingdom  
Phone: (44) (0) 1235 529449  
Free Phone: 0800 37 34 15  
Fax: (44) (0) 1235 533420  
info.EMEA@bio-techne.com

### **General Contact Information**

www.novusbio.com  
Technical Support: nb-technical@bio-techne.com  
Orders: nb-customerservice@bio-techne.com  
General: novus@novusbio.com

### **Products Related to NBP1-89082**

---

NBP1-89082PEP	ANKRD13A Recombinant Protein Antigen
HAF008	Goat anti-Rabbit IgG Secondary Antibody [HRP]
NB7160	Goat anti-Rabbit IgG (H+L) Secondary Antibody [HRP]
NBP2-24891	Rabbit IgG Isotype Control

---

### **Limitations**

This product is for research use only and is not approved for use in humans or in clinical diagnosis. Primary Antibodies are guaranteed for 1 year from date of receipt.

For more information on our 100% guarantee, please visit [www.novusbio.com/guarantee](http://www.novusbio.com/guarantee)

Earn gift cards/discounts by submitting a review: [www.novusbio.com/reviews/submit/NBP1-89082](http://www.novusbio.com/reviews/submit/NBP1-89082)

Earn gift cards/discounts by submitting a publication using this product:  
[www.novusbio.com/publications](http://www.novusbio.com/publications)

