

# Product Datasheet

## XPNPEP3 Antibody - BSA Free NBP1-89030

Unit Size: 0.1 ml

Store at 4C short term. Aliquot and store at -20C long term. Avoid freeze-thaw cycles.

[www.novusbio.com](http://www.novusbio.com)



[technical@novusbio.com](mailto:technical@novusbio.com)

### Publications: 1

Protocols, Publications, Related Products, Reviews, Research Tools and Images at:  
[www.novusbio.com/NBP1-89030](http://www.novusbio.com/NBP1-89030)

Updated 2/5/2026 v.20.1

Earn rewards for product  
reviews and publications.

Submit a publication at [www.novusbio.com/publications](http://www.novusbio.com/publications)

Submit a review at [www.novusbio.com/reviews/destination/NBP1-89030](http://www.novusbio.com/reviews/destination/NBP1-89030)



**NBP1-89030**

XPNPEP3 Antibody - BSA Free

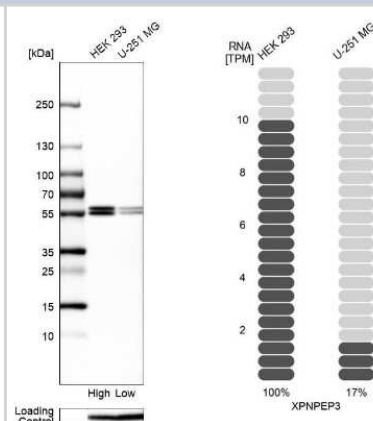
Product Information	
Unit Size	0.1 ml
Concentration	Concentrations vary lot to lot. See vial label for concentration. If unlisted please contact technical services.
Storage	Store at 4C short term. Aliquot and store at -20C long term. Avoid freeze-thaw cycles.
Clonality	Polyclonal
Preservative	0.02% Sodium Azide
Isotype	IgG
Purity	Affinity purified
Buffer	PBS (pH 7.2) and 40% Glycerol

Product Description	
Description	Novus Biologicals Rabbit XPNPEP3 Antibody - BSA Free (NBP1-89030) is a polyclonal antibody validated for use in IHC and WB. Anti-XPNPEP3 Antibody: Cited in 1 publication. All Novus Biologicals antibodies are covered by our 100% guarantee.
Host	Rabbit
Gene ID	63929
Gene Symbol	XPNPEP3
Species	Human, Rat
Immunogen	This antibody was developed against Recombinant Protein corresponding to amino acids: THPHLLRPGEVTPGLSQVEYALRRHKLMSLIQKEAQGQSGTDQTVVVLSNPTY YMSNDIPYTFHQDNNFLYLCGFQEPDSILVLQSLPGKQLPSHKAILFVPRRDPS RELWDGPRSGTDGAIALTGVDEAYTLEEFQHLLPKMKAETNMVWYDWMRPS HAQLHSDYMQ

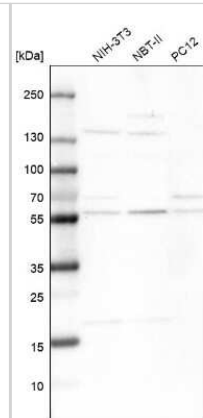
Product Application Details	
Applications	Western Blot, Immunohistochemistry-Paraffin, Immunohistochemistry
Recommended Dilutions	Western Blot 0.04-0.4 ug/ml, Immunohistochemistry 1:200 - 1:500, Immunohistochemistry-Paraffin 1:200 - 1:500
Application Notes	IHC-Paraffin, HIER pH 6 retrieval is recommended.

**Images**

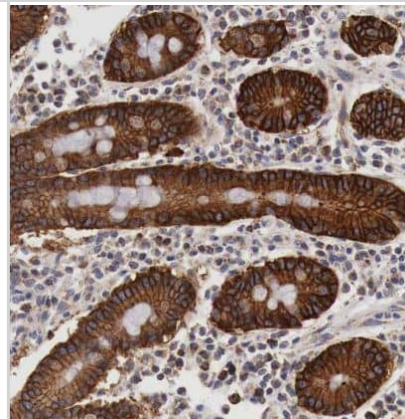
Western Blot: XPNPEP3 Antibody [NBP1-89030] - Analysis in human cell lines HEK293 and U-251MG. Corresponding RNA-seq data are presented for the same cell lines. Loading control: Anti-PFN1.



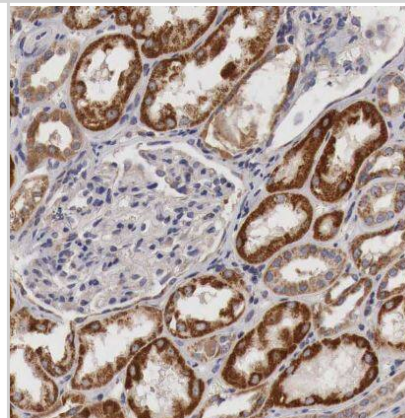
Western Blot: XPNPEP3 Antibody [NBP1-89030] - Analysis in mouse cell line NIH-3T3, rat cell line NBT-II and rat cell line pC12.



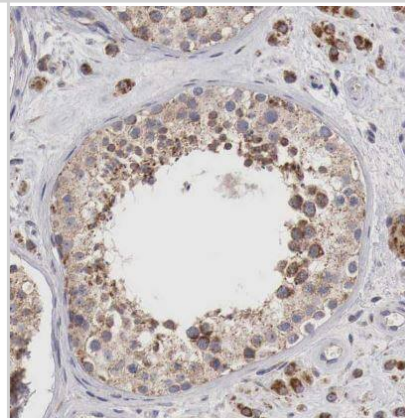
Immunohistochemistry-Paraffin: XPNPEP3 Antibody [NBP1-89030] - Staining of human duodenum shows strong cytoplasmic positivity in glandular cells.



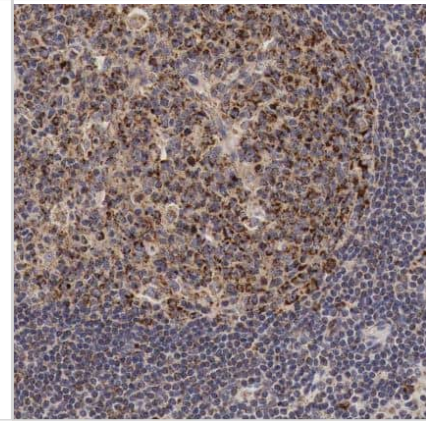
Immunohistochemistry-Paraffin: XPNPEP3 Antibody [NBP1-89030] - Staining of human kidney shows strong cytoplasmic positivity in cells in tubules.



Immunohistochemistry-Paraffin: XPNPEP3 Antibody [NBP1-89030] - Staining of human testis shows strong cytoplasmic positivity in spermatids.



Immunohistochemistry-Paraffin: XPNPEP3 Antibody [NBP1-89030] - Staining of human lymph node shows strong cytoplasmic positivity in germinal center cells.



## Publications

O'Toole JF, Liu Y, Davis EE et al. Individuals with mutations in XPNPEP3, which encodes a mitochondrial protein, develop a nephronophthisis-like nephropathy. *J Clin Invest* 2010-03-01 [PMID: 20179356]



### Novus Biologicals USA

10730 E. Briarwood Avenue  
Centennial, CO 80112  
USA  
Phone: 303.730.1950  
Toll Free: 1.888.506.6887  
Fax: 303.730.1966  
nb-customerservice@bio-techne.com

### Bio-Techne Canada

21 Canmotor Ave  
Toronto, ON M8Z 4E6  
Canada  
Phone: 905.827.6400  
Toll Free: 855.668.8722  
Fax: 905.827.6402  
canada.inquires@bio-techne.com

### Bio-Techne Ltd

19 Barton Lane  
Abingdon Science Park  
Abingdon, OX14 3NB, United Kingdom  
Phone: (44) (0) 1235 529449  
Free Phone: 0800 37 34 15  
Fax: (44) (0) 1235 533420  
info.EMEA@bio-techne.com

### General Contact Information

www.novusbio.com  
Technical Support: nb-technical@bio-techne.com  
Orders: nb-customerservice@bio-techne.com  
General: novus@novusbio.com

### Products Related to NBP1-89030

---

NBP1-89030PEP	XPNPEP3 Recombinant Protein Antigen
NBP2-33376H	Blue Marker Antibody (6F4-F6) [HRP]
HAF008	Goat anti-Rabbit IgG Secondary Antibody [HRP]
NB7160	Goat anti-Rabbit IgG (H+L) Secondary Antibody [HRP]
NBP2-24891	Rabbit IgG Isotype Control

---

### Limitations

This product is for research use only and is not approved for use in humans or in clinical diagnosis. Primary Antibodies are guaranteed for 1 year from date of receipt.

For more information on our 100% guarantee, please visit [www.novusbio.com/guarantee](http://www.novusbio.com/guarantee)

Earn gift cards/discounts by submitting a review: [www.novusbio.com/reviews/submit/NBP1-89030](http://www.novusbio.com/reviews/submit/NBP1-89030)

Earn gift cards/discounts by submitting a publication using this product:  
[www.novusbio.com/publications](http://www.novusbio.com/publications)

