

# Product Datasheet

## **B7-H3/CD276 Antibody - BSA Free NBP1-88965**

Unit Size: 0.1 ml

Store at 4C short term. Aliquot and store at -20C long term. Avoid freeze-thaw cycles.

[www.novusbio.com](http://www.novusbio.com)



[technical@novusbio.com](mailto:technical@novusbio.com)

Protocols, Publications, Related Products, Reviews, Research Tools and Images at:  
[www.novusbio.com/NBP1-88965](http://www.novusbio.com/NBP1-88965)

Updated 2/21/2025 v.20.1

**Earn rewards for product  
reviews and publications.**

Submit a publication at [www.novusbio.com/publications](http://www.novusbio.com/publications)

Submit a review at [www.novusbio.com/reviews/destination/NBP1-88965](http://www.novusbio.com/reviews/destination/NBP1-88965)



**NBP1-88965**

B7-H3/CD276 Antibody - BSA Free

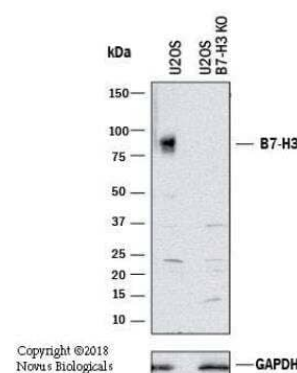
Product Information	
Unit Size	0.1 ml
Concentration	Concentrations vary lot to lot. See vial label for concentration. If unlisted please contact technical services.
Storage	Store at 4C short term. Aliquot and store at -20C long term. Avoid freeze-thaw cycles.
Clonality	Polyclonal
Preservative	0.02% Sodium Azide
Isotype	IgG
Purity	Immunogen affinity purified
Buffer	PBS (pH 7.2) and 40% Glycerol

Product Description	
Host	Rabbit
Gene ID	80381
Gene Symbol	CD276
Species	Human
Immunogen	This antibody was developed against Recombinant Protein corresponding to amino acids: YSKPSMTLEPNKDLRPGDVTITCSSYRGYPEAEVFWQDGQGVPLTGNVTTSS QMANEQGLFDVHSVLRVVLGANGTYSCLVRNPVLQQDAHGSVTITGQP

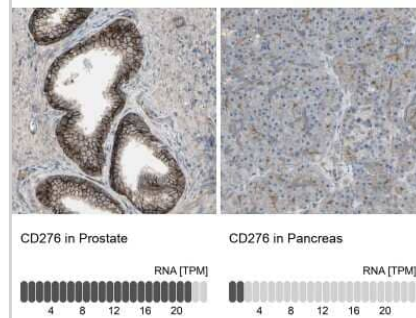
Product Application Details	
Applications	Western Blot, Immunohistochemistry, Immunohistochemistry-Paraffin, Knockout Validated
Recommended Dilutions	Western Blot 0.04-0.4 ug/ml, Immunohistochemistry 1:20 - 1:50, Immunohistochemistry-Paraffin 1:20 - 1:50, Knockout Validated
Application Notes	For IHC-Paraffin, HIER pH 6 retrieval is recommended.

**Images**

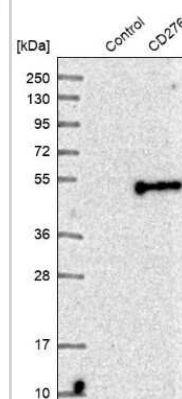
Western Blot: B7-H3/CD276 Antibody [NBP1-88965] - Western blot shows lysates of U2OS human bone osteosarcoma parental cell line and B7-H3 knockout (KO) U2OS cell line. PVDF membrane was probed with 0.5 ug/mL of Rabbit Anti-Human B7-H3 Polyclonal Antibody (Catalog # NBP1-88965) followed by HRP-conjugated Anti-Rabbit IgG Secondary Antibody (Catalog #HAF008). Specific band was detected for B7-H3 at approximately 95 kDa (as indicated) in the parental U2OS cell line, but is not detectable in the knockout U2OS cell line. This experiment was conducted under reducing conditions.



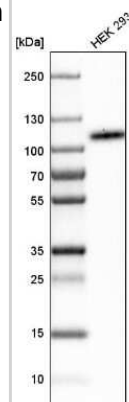
Immunohistochemistry-Paraffin: B7-H3/CD276 Antibody [NBP1-88965] - Staining in human prostate and pancreas tissues using anti-CD276 antibody. Corresponding CD276 RNA-seq data are presented for the same tissues.



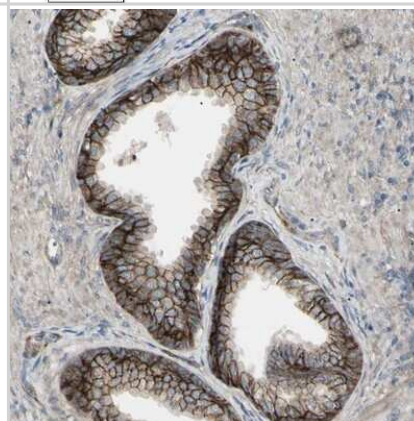
Western Blot: B7-H3/CD276 Antibody [NBP1-88965] - Analysis in control (vector only transfected HEK293T lysate) and CD276 over-expression lysate (Co-expressed with a C-terminal myc-DDK tag (3.1 kDa) in mammalian HEK293T cells).



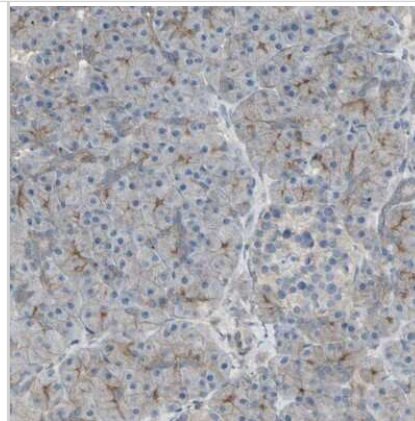
Western Blot: B7-H3/CD276 Antibody [NBP1-88965] - Analysis in human cell line HEK 293.



Immunohistochemistry-Paraffin: B7-H3/CD276 Antibody [NBP1-88965] - Staining of human prostate shows high expression.



Immunohistochemistry-Paraffin: B7-H3/CD276 Antibody [NBP1-88965] - Staining of human pancreas shows low expression as expected.





### **Novus Biologicals USA**

10730 E. Briarwood Avenue  
Centennial, CO 80112  
USA  
Phone: 303.730.1950  
Toll Free: 1.888.506.6887  
Fax: 303.730.1966  
nb-customerservice@bio-techne.com

### **Bio-Techne Canada**

21 Canmotor Ave  
Toronto, ON M8Z 4E6  
Canada  
Phone: 905.827.6400  
Toll Free: 855.668.8722  
Fax: 905.827.6402  
canada.inquires@bio-techne.com

### **Bio-Techne Ltd**

19 Barton Lane  
Abingdon Science Park  
Abingdon, OX14 3NB, United Kingdom  
Phone: (44) (0) 1235 529449  
Free Phone: 0800 37 34 15  
Fax: (44) (0) 1235 533420  
info.EMEA@bio-techne.com

### **General Contact Information**

www.novusbio.com  
Technical Support: nb-technical@bio-techne.com  
Orders: nb-customerservice@bio-techne.com  
General: novus@novusbio.com

### **Products Related to NBP1-88965**

---

NBP1-88965PEP	B7-H3/CD276 Recombinant Protein Antigen
HAF008	Goat anti-Rabbit IgG Secondary Antibody [HRP]
NB7160	Goat anti-Rabbit IgG (H+L) Secondary Antibody [HRP]
NBP2-24891	Rabbit IgG Isotype Control

---

### **Limitations**

This product is for research use only and is not approved for use in humans or in clinical diagnosis. Primary Antibodies are guaranteed for 1 year from date of receipt.

For more information on our 100% guarantee, please visit [www.novusbio.com/guarantee](http://www.novusbio.com/guarantee)

Earn gift cards/discounts by submitting a review: [www.novusbio.com/reviews/submit/NBP1-88965](http://www.novusbio.com/reviews/submit/NBP1-88965)

Earn gift cards/discounts by submitting a publication using this product:  
[www.novusbio.com/publications](http://www.novusbio.com/publications)

