

Product Datasheet

B3GNT3 Antibody - BSA Free

NBP1-88953

Unit Size: 0.1 ml

Store at 4C short term. Aliquot and store at -20C long term. Avoid freeze-thaw cycles.

www.novusbio.com



technical@novusbio.com

Publications: 2

Protocols, Publications, Related Products, Reviews, Research Tools and Images at:
www.novusbio.com/NBP1-88953

Updated 12/2/2025 v.20.1

Earn rewards for product reviews and publications.

Submit a publication at www.novusbio.com/publications

Submit a review at www.novusbio.com/reviews/destination/NBP1-88953



NBP1-88953

B3GNT3 Antibody - BSA Free

Product Information	
Unit Size	0.1 ml
Concentration	Concentrations vary lot to lot. See vial label for concentration. If unlisted please contact technical services.
Storage	Store at 4C short term. Aliquot and store at -20C long term. Avoid freeze-thaw cycles.
Clonality	Polyclonal
Preservative	0.02% Sodium Azide
Isotype	IgG
Purity	Affinity purified
Buffer	PBS (pH 7.2) and 40% Glycerol

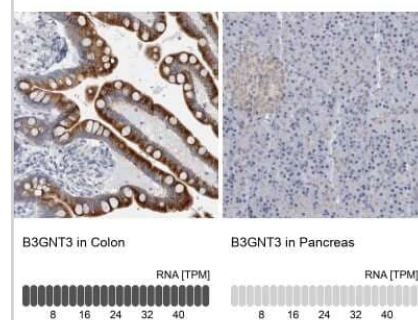
Product Description	
Description	Novus Biologicals Rabbit B3GNT3 Antibody - BSA Free (NBP1-88953) is a polyclonal antibody validated for use in IHC. Anti-B3GNT3 Antibody: Cited in 2 publications. All Novus Biologicals antibodies are covered by our 100% guarantee.
Host	Rabbit
Gene ID	10331
Gene Symbol	B3GNT3
Species	Human
Immunogen	This antibody was developed against Recombinant Protein corresponding to amino acids: LLQDVPPSKCAQPVFLLLVIKSSPSNYVRRELLRRTWGRERKVRGLQLRLLFLV GTASNPHEARKVNRLLELEAQTHGDILQWDFHDSFFNLTLKQVLFLQWQETRC ANASFVLNGDDDVFAHTDNMVFYLQDHDPGRHLFV

Product Application Details	
Applications	Immunohistochemistry-Paraffin, Immunohistochemistry
Recommended Dilutions	Immunohistochemistry 1:50 - 1:200, Immunohistochemistry-Paraffin 1:50 - 1:200
Application Notes	For IHC-Paraffin, HIER pH 6 retrieval is recommended.

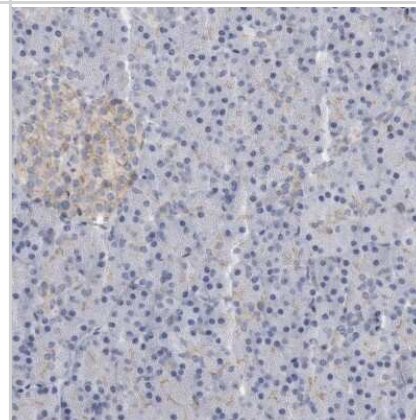


Images

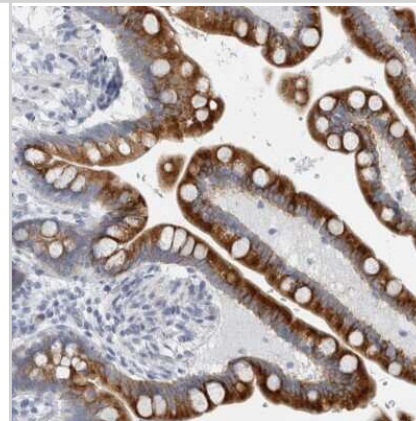
Immunohistochemistry-Paraffin: B3GNT3 Antibody [NBP1-88953] - Staining in human colon and pancreas tissues using anti-B3GNT3 antibody. Corresponding B3GNT3 RNA-seq data are presented for the same tissues.



Immunohistochemistry-Paraffin: B3GNT3 Antibody [NBP1-88953] - Staining of human pancreas shows low expression as expected.



Immunohistochemistry-Paraffin: B3GNT3 Antibody [NBP1-88953] - Staining of human colon shows high expression.



Publications

Li CW, Lim SO, Chung EM, Kim YS. Eradication of Triple-Negative Breast Cancer Cells by Targeting Glycosylated PD-L1. *Cancer Cell*. 2018-02-12 [PMID: 29438695] (Human)

Clark AT, da Costa VM, Costa LB et al. Differential Expression Patterns of N-Acetylglucosaminyl Transferases and Polylactosamines in Uterine Lesions. *Eur J Histochem* 2014-05-26 [PMID: 24998922] (IF/IHC, Human)



Novus Biologicals USA

10730 E. Briarwood Avenue
Centennial, CO 80112
USA
Phone: 303.730.1950
Toll Free: 1.888.506.6887
Fax: 303.730.1966
nb-customerservice@bio-techne.com

Bio-Techne Canada

21 Canmotor Ave
Toronto, ON M8Z 4E6
Canada
Phone: 905.827.6400
Toll Free: 855.668.8722
Fax: 905.827.6402
canada.inquires@bio-techne.com

Bio-Techne Ltd

19 Barton Lane
Abingdon Science Park
Abingdon, OX14 3NB, United Kingdom
Phone: (44) (0) 1235 529449
Free Phone: 0800 37 34 15
Fax: (44) (0) 1235 533420
info.EMEA@bio-techne.com

General Contact Information

www.novusbio.com
Technical Support: nb-technical@bio-techne.com
Orders: nb-customerservice@bio-techne.com
General: novus@novusbio.com

Products Related to NBP1-88953

NBP1-88953PEP	B3GNT3 Recombinant Protein Antigen
HAF008	Goat anti-Rabbit IgG Secondary Antibody [HRP]
NB7160	Goat anti-Rabbit IgG (H+L) Secondary Antibody [HRP]
NBP2-24891	Rabbit IgG Isotype Control

Limitations

This product is for research use only and is not approved for use in humans or in clinical diagnosis. Primary Antibodies are guaranteed for 1 year from date of receipt.

For more information on our 100% guarantee, please visit www.novusbio.com/guarantee

Earn gift cards/discounts by submitting a review: www.novusbio.com/reviews/submit/NBP1-88953

Earn gift cards/discounts by submitting a publication using this product:
www.novusbio.com/publications

