

# Product Datasheet

## TRIM29 Antibody - BSA Free NBP1-88875

Unit Size: 0.1 ml

Store at 4C short term. Aliquot and store at -20C long term. Avoid freeze-thaw cycles.

[www.novusbio.com](http://www.novusbio.com)



[technical@novusbio.com](mailto:technical@novusbio.com)

Protocols, Publications, Related Products, Reviews, Research Tools and Images at:  
[www.novusbio.com/NBP1-88875](http://www.novusbio.com/NBP1-88875)

Updated 10/2/2025 v.20.1

Earn rewards for product  
reviews and publications.

Submit a publication at [www.novusbio.com/publications](http://www.novusbio.com/publications)

Submit a review at [www.novusbio.com/reviews/destination/NBP1-88875](http://www.novusbio.com/reviews/destination/NBP1-88875)



**NBP1-88875**

TRIM29 Antibody - BSA Free

Product Information	
Unit Size	0.1 ml
Concentration	Concentrations vary lot to lot. See vial label for concentration. If unlisted please contact technical services.
Storage	Store at 4C short term. Aliquot and store at -20C long term. Avoid freeze-thaw cycles.
Clonality	Polyclonal
Preservative	0.02% Sodium Azide
Isotype	IgG
Purity	Immunogen affinity purified
Buffer	PBS (pH 7.2) and 40% Glycerol

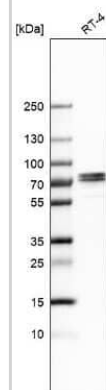
Product Description	
Description	Novus Biologicals Rabbit TRIM29 Antibody - BSA Free (NBP1-88875) is a polyclonal antibody validated for use in IHC, WB and ICC/IF. All Novus Biologicals antibodies are covered by our 100% guarantee.
Host	Rabbit
Gene ID	23650
Gene Symbol	TRIM29
Species	Human, Rat
Reactivity Notes	Mouse (87%), Rat (87%).
Immunogen	This antibody was developed against Recombinant Protein corresponding to amino acids: GDDKNSNYFSMDSMEGKRSPYAGLQLGAAKKPPVTFAEKGELRKSIFSESRLK PTVSIMEPEGETRRNSYPRADTGLFSRSKSGSEEVLCDSICGNKQKAVKSLVC QASFCEHLH

Product Application Details	
Applications	Western Blot, Immunohistochemistry-Paraffin, Immunocytochemistry/Immunofluorescence, Immunohistochemistry
Recommended Dilutions	Western Blot 0.04-0.4 ug/ml, Immunohistochemistry 1:500 - 1:1000, Immunocytochemistry/ Immunofluorescence 0.25-2 ug/ml, Immunohistochemistry-Paraffin 1:500 - 1:1000
Application Notes	For IHC-Paraffin, HIER pH 6 retrieval is recommended. ICC/IF, Fixation Permeabilization: Use PFA/Triton X-100.

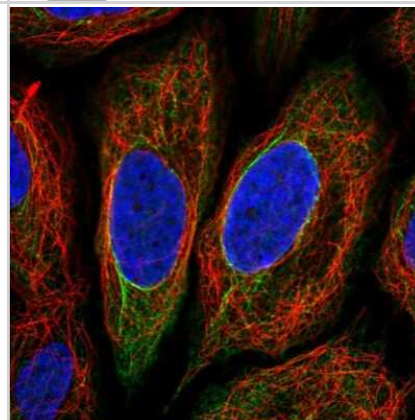


## Images

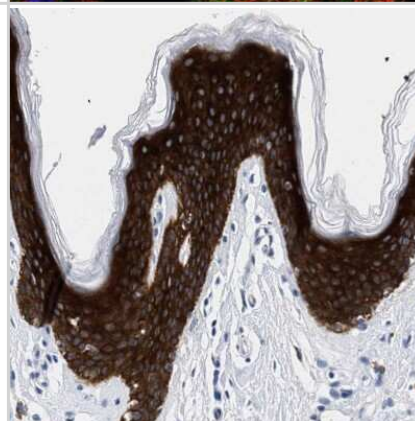
Western Blot: TRIM29 Antibody [NBP1-88875] - Analysis in human cell line RT-4.



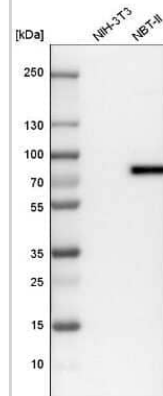
Immunocytochemistry/Immunofluorescence: TRIM29 Antibody [NBP1-88875] - Staining of human cell line SiHa shows localization to intermediate filaments.



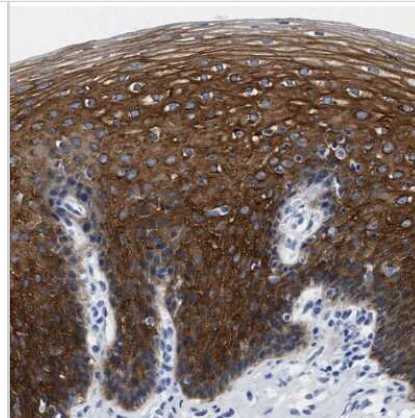
Immunohistochemistry-Paraffin: TRIM29 Antibody [NBP1-88875] - Staining of human skin shows cytoplasmic positivity in epidermal cells.



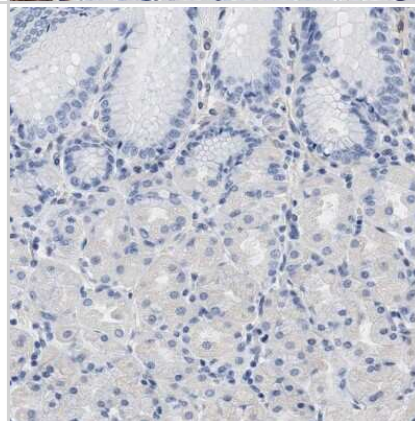
Western Blot: TRIM29 Antibody [NBP1-88875] - Analysis in mouse cell line NIH-3T3 and rat cell line NBT-II.



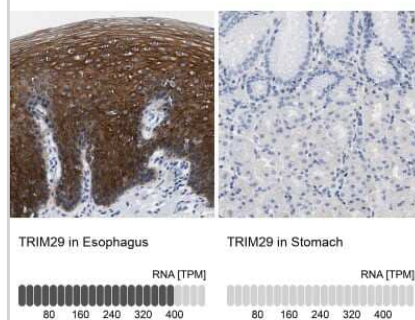
Immunohistochemistry-Paraffin: TRIM29 Antibody [NBP1-88875] - Staining of human esophagus shows high expression.



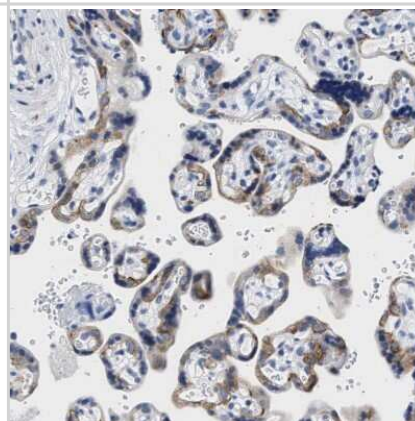
Immunohistochemistry-Paraffin: TRIM29 Antibody [NBP1-88875] - Staining of human stomach shows low expression as expected.



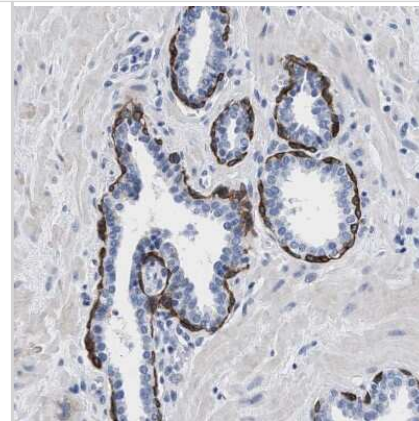
Immunohistochemistry-Paraffin: TRIM29 Antibody [NBP1-88875] - Staining in human esophagus and stomach tissues using anti-TRIM29 antibody. Corresponding TRIM29 RNA-seq data are presented for the same tissues.



Immunohistochemistry-Paraffin: TRIM29 Antibody [NBP1-88875] - Staining of human placenta shows cytoplasmic positivity in trophoblastic cells.



Immunohistochemistry-Paraffin: TRIM29 Antibody [NBP1-88875] - Staining of human prostate shows cytoplasmic positivity in basal layer of glandular cells.





### **Novus Biologicals USA**

10730 E. Briarwood Avenue  
Centennial, CO 80112  
USA  
Phone: 303.730.1950  
Toll Free: 1.888.506.6887  
Fax: 303.730.1966  
nb-customerservice@bio-techne.com

### **Bio-Techne Canada**

21 Canmotor Ave  
Toronto, ON M8Z 4E6  
Canada  
Phone: 905.827.6400  
Toll Free: 855.668.8722  
Fax: 905.827.6402  
canada.inquires@bio-techne.com

### **Bio-Techne Ltd**

19 Barton Lane  
Abingdon Science Park  
Abingdon, OX14 3NB, United Kingdom  
Phone: (44) (0) 1235 529449  
Free Phone: 0800 37 34 15  
Fax: (44) (0) 1235 533420  
info.EMEA@bio-techne.com

### **General Contact Information**

www.novusbio.com  
Technical Support: nb-technical@bio-techne.com  
Orders: nb-customerservice@bio-techne.com  
General: novus@novusbio.com

### **Products Related to NBP1-88875**

---

NBP1-88875PEP	TRIM29 Recombinant Protein Antigen
HAF008	Goat anti-Rabbit IgG Secondary Antibody [HRP]
NB7160	Goat anti-Rabbit IgG (H+L) Secondary Antibody [HRP]
NBP2-24891	Rabbit IgG Isotype Control

---

### **Limitations**

This product is for research use only and is not approved for use in humans or in clinical diagnosis. Primary Antibodies are guaranteed for 1 year from date of receipt.

For more information on our 100% guarantee, please visit [www.novusbio.com/guarantee](http://www.novusbio.com/guarantee)

Earn gift cards/discounts by submitting a review: [www.novusbio.com/reviews/submit/NBP1-88875](http://www.novusbio.com/reviews/submit/NBP1-88875)

Earn gift cards/discounts by submitting a publication using this product:  
[www.novusbio.com/publications](http://www.novusbio.com/publications)

