

# Product Datasheet

## SLC38A2 Antibody - BSA Free NBP1-88872

Unit Size: 0.1 ml

Store at 4C short term. Aliquot and store at -20C long term. Avoid freeze-thaw cycles.

[www.novusbio.com](http://www.novusbio.com)



[technical@novusbio.com](mailto:technical@novusbio.com)

### Publications: 2

Protocols, Publications, Related Products, Reviews, Research Tools and Images at:  
[www.novusbio.com/NBP1-88872](http://www.novusbio.com/NBP1-88872)

Updated 12/2/2025 v.20.1

Earn rewards for product  
reviews and publications.

Submit a publication at [www.novusbio.com/publications](http://www.novusbio.com/publications)

Submit a review at [www.novusbio.com/reviews/destination/NBP1-88872](http://www.novusbio.com/reviews/destination/NBP1-88872)



**NBP1-88872**

SLC38A2 Antibody - BSA Free

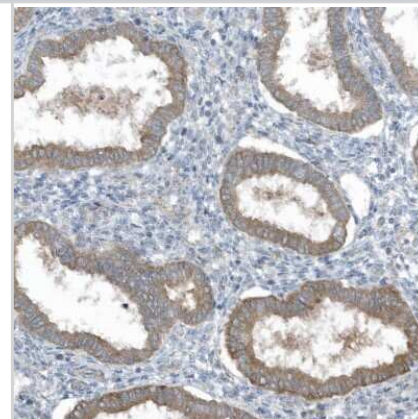
Product Information	
Unit Size	0.1 ml
Concentration	Concentrations vary lot to lot. See vial label for concentration. If unlisted please contact technical services.
Storage	Store at 4C short term. Aliquot and store at -20C long term. Avoid freeze-thaw cycles.
Clonality	Polyclonal
Preservative	0.02% Sodium Azide
Isotype	IgG
Purity	Affinity purified
Buffer	PBS (pH 7.2) and 40% Glycerol

Product Description	
Description	Novus Biologicals Rabbit SLC38A2 Antibody - BSA Free (NBP1-88872) is a polyclonal antibody validated for use in IHC. Anti-SLC38A2 Antibody: Cited in 2 publications. All Novus Biologicals antibodies are covered by our 100% guarantee.
Host	Rabbit
Gene ID	54407
Gene Symbol	SLC38A2
Species	Human
Immunogen	This antibody was developed against Recombinant Protein corresponding to amino acids: MKKAEMGRFSISPDEDSSSYSSNSDFNYSYPTKQAALKSHYADVDPENQNFLLESNLGKKKYETEFHP

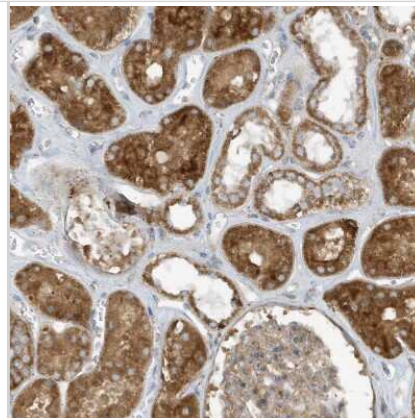
Product Application Details	
Applications	Immunohistochemistry-Paraffin, Immunohistochemistry
Recommended Dilutions	Immunohistochemistry 1:20 - 1:50, Immunohistochemistry-Paraffin 1:20 - 1:50
Application Notes	For IHC-Paraffin, HIER pH 6 retrieval is recommended.

**Images**

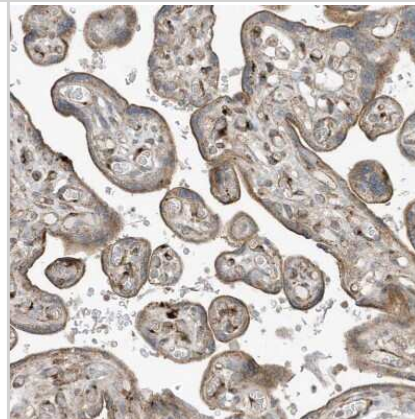
Immunohistochemistry-Paraffin: SLC38A2 Antibody [NBP1-88872] - Staining of human endometrium shows moderate cytoplasmic positivity in glandular cells.



Immunohistochemistry-Paraffin: SLC38A2 Antibody [NBP1-88872] - Staining of human kidney shows moderate cytoplasmic granular positivity in cells in tubules.



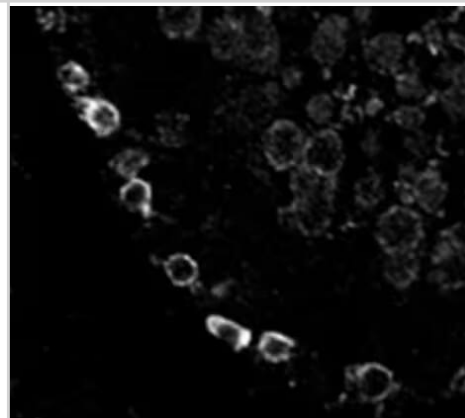
Immunohistochemistry-Paraffin: SLC38A2 Antibody [NBP1-88872] - Staining of human placenta shows moderate cytoplasmic positivity in trophoblastic cells.



Immunohistochemistry-Paraffin: SLC38A2 Antibody [NBP1-88872] - Staining of human cerebral cortex shows moderate cytoplasmic positivity in neurons.



Immunohistochemistry: Rabbit Polyclonal SLC38A2 Antibody [NBP1-88872] - SLC38A2 expression is detected only in mitotic spermatogonia and not in meiotic spermatocytes. Sections were treated with xylene for deparaffinization and ethanol for rehydration. Antigen retrieval was achieved by microwaving in 10 mM citrate-based buffer at pH 6.0. Sections were washed by PBS with 0.05% Tween 20, followed by incubation with SLC38A2 antibodies overnight at 4°C and secondary antibodies at room temperature for 1 h. Image from a verified customer review.



## Publications

Du C, Xu H, Cao C et al. Neutral amino acid transporter SLC38A2 protects renal medulla from hyperosmolarity-induced ferroptosis eLife 2023-02-01 [PMID: 36722887]

Mariana Borsa, Sandrine Obba, Felix C. Richter, Hanlin Zhang, Thomas Riffelmacher, Joana Carrelha, Ghada Alsaleh, Sten Eirik W. Jacobsen, Anna Katharina Simon Autophagy preserves hematopoietic stem cells by restraining MTORC1-mediated cellular anabolism Autophagy 2023-08-23 [PMID: 37614038]





### **Novus Biologicals USA**

10730 E. Briarwood Avenue  
Centennial, CO 80112  
USA  
Phone: 303.730.1950  
Toll Free: 1.888.506.6887  
Fax: 303.730.1966  
nb-customerservice@bio-techne.com

### **Bio-Techne Canada**

21 Canmotor Ave  
Toronto, ON M8Z 4E6  
Canada  
Phone: 905.827.6400  
Toll Free: 855.668.8722  
Fax: 905.827.6402  
canada.inquires@bio-techne.com

### **Bio-Techne Ltd**

19 Barton Lane  
Abingdon Science Park  
Abingdon, OX14 3NB, United Kingdom  
Phone: (44) (0) 1235 529449  
Free Phone: 0800 37 34 15  
Fax: (44) (0) 1235 533420  
info.EMEA@bio-techne.com

### **General Contact Information**

www.novusbio.com  
Technical Support: nb-technical@bio-techne.com  
Orders: nb-customerservice@bio-techne.com  
General: novus@novusbio.com

### **Products Related to NBP1-88872**

---

NBP1-88872PEP	SLC38A2 Recombinant Protein Antigen
HAF008	Goat anti-Rabbit IgG Secondary Antibody [HRP]
NB7160	Goat anti-Rabbit IgG (H+L) Secondary Antibody [HRP]
NBP2-24891	Rabbit IgG Isotype Control

---

### **Limitations**

This product is for research use only and is not approved for use in humans or in clinical diagnosis. Primary Antibodies are guaranteed for 1 year from date of receipt.

For more information on our 100% guarantee, please visit [www.novusbio.com/guarantee](http://www.novusbio.com/guarantee)

Earn gift cards/discounts by submitting a review: [www.novusbio.com/reviews/submit/NBP1-88872](http://www.novusbio.com/reviews/submit/NBP1-88872)

Earn gift cards/discounts by submitting a publication using this product:  
[www.novusbio.com/publications](http://www.novusbio.com/publications)

