

Product Datasheet

MITF Antibody - BSA Free NBP1-88618

Unit Size: 0.1 ml

Store at 4C short term. Aliquot and store at -20C long term. Avoid freeze-thaw cycles.

www.novusbio.com



technical@novusbio.com

Publications: 2

Protocols, Publications, Related Products, Reviews, Research Tools and Images at:
www.novusbio.com/NBP1-88618

Updated 2/21/2025 v.20.1

Earn rewards for product
reviews and publications.

Submit a publication at www.novusbio.com/publications

Submit a review at www.novusbio.com/reviews/destination/NBP1-88618



NBP1-88618

MITF Antibody - BSA Free

Product Information

Unit Size	0.1 ml
Concentration	Concentrations vary lot to lot. See vial label for concentration. If unlisted please contact technical services.
Storage	Store at 4C short term. Aliquot and store at -20C long term. Avoid freeze-thaw cycles.
Clonality	Polyclonal
Preservative	0.02% Sodium Azide
Isotype	IgG
Purity	Immunogen affinity purified
Buffer	PBS (pH 7.2) and 40% Glycerol

Product Description

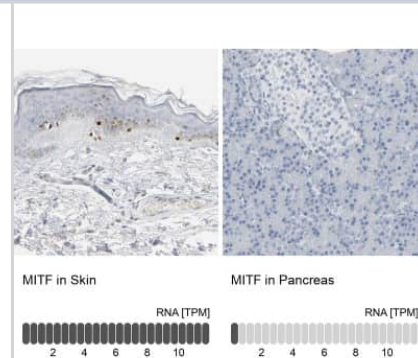
Host	Rabbit
Gene ID	4286
Gene Symbol	MITF
Species	Human
Reactivity Notes	Immunogen displays the following percentage of sequence identity for non-tested species: Mouse (88%), Rat (87).
Immunogen	This antibody was developed against Recombinant Protein corresponding to amino acids: HLLLRIQELEMQARAHGLSLIPSTGLCSPDLVNRIIKQEPVLENC SQDLLQHHAD LTCTTTLDLTDGTITFNNNLGTGTEANQAYSVP TKMGSKLEDILMDDTLSPVGV TDPLLSSVSPGASKTSSRRSSMSMEETEHT

Product Application Details

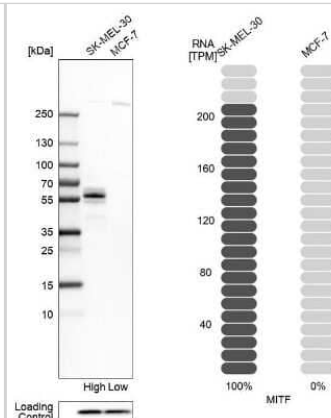
Applications	Western Blot, Immunohistochemistry, Immunohistochemistry-Paraffin
Recommended Dilutions	Western Blot 0.04 - 0.4 ug/ml, Immunohistochemistry 1:500 - 1:1000, Immunohistochemistry-Paraffin 1:500-1:1000
Application Notes	ChIP reported in scientific literature (PMID: 24443471). For IHC-Paraffin, HIER pH 6 retrieval is recommended.

Images

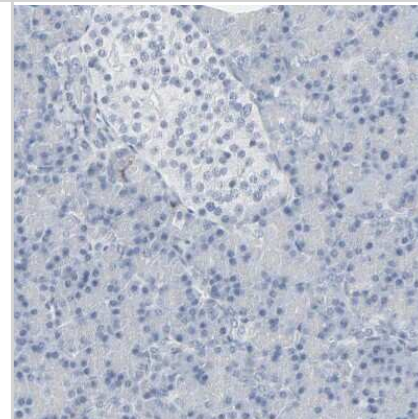
Immunohistochemistry-Paraffin: MITF Antibody [NBP1-88618] - Analysis in human skin and pancreas tissues using NBP1-88618 antibody. Corresponding MITF RNA-seq data are presented for the same tissues.



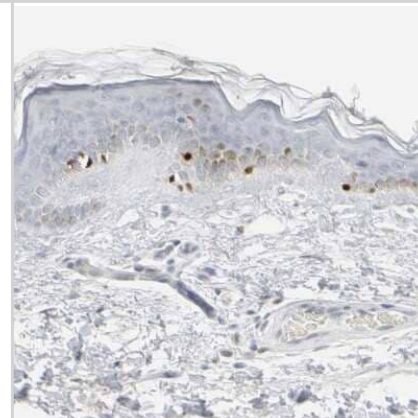
Western Blot: MITF Antibody [NBP1-88618] - Analysis in human cell lines SK-MEL-30 and MCF-7 using anti-MITF antibody. Corresponding MITF RNA-seq data are presented for the same cell lines. Loading control: anti-PFN1.



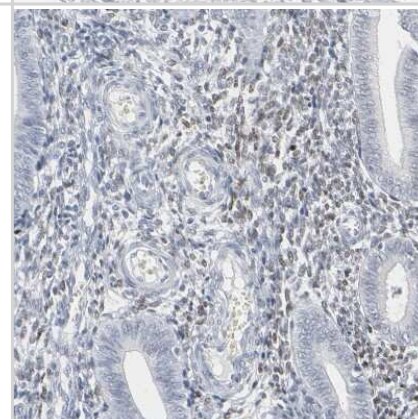
Immunohistochemistry-Paraffin: MITF Antibody [NBP1-88618] - Staining of human pancreas shows no positivity in exocrine glandular cells as expected.



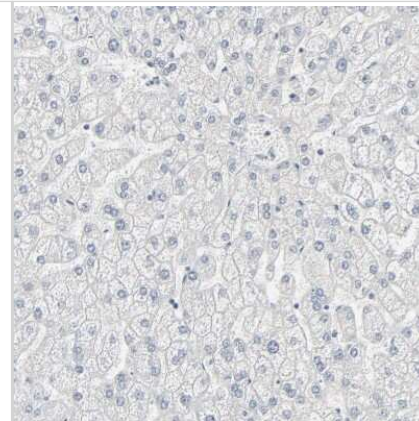
Immunohistochemistry-Paraffin: MITF Antibody [NBP1-88618] - Staining of human skin shows moderate to strong nuclear positivity in melanocytes.



Immunohistochemistry-Paraffin: MITF Antibody [NBP1-88618] - Staining of human endometrium shows moderate nuclear positivity in cells in endometrial stroma.



Immunohistochemistry-Paraffin: MITF Antibody [NBP1-88618] - Staining of human liver shows no positivity in hepatocytes as expected.



Publications

Riesenberg S, Groetchen A, Siddaway R et al. MITF and c-Jun antagonism interconnects melanoma dedifferentiation with pro-inflammatory cytokine responsiveness and myeloid cell recruitment. Nat Commun 2015-11-04 [PMID: 26530832] (WB, Human)

Webster DE, Barajas B, Bussat RT et al. Enhancer-targeted genome editing selectively blocks innate resistance to oncokinase inhibition. Genome Res 2014-05-01 [PMID: 24443471] (Chemotaxis, Human)



Novus Biologicals USA

10730 E. Briarwood Avenue
Centennial, CO 80112
USA
Phone: 303.730.1950
Toll Free: 1.888.506.6887
Fax: 303.730.1966
nb-customerservice@bio-techne.com

Bio-Techne Canada

21 Canmotor Ave
Toronto, ON M8Z 4E6
Canada
Phone: 905.827.6400
Toll Free: 855.668.8722
Fax: 905.827.6402
canada.inquires@bio-techne.com

Bio-Techne Ltd

19 Barton Lane
Abingdon Science Park
Abingdon, OX14 3NB, United Kingdom
Phone: (44) (0) 1235 529449
Free Phone: 0800 37 34 15
Fax: (44) (0) 1235 533420
info.EMEA@bio-techne.com

General Contact Information

www.novusbio.com
Technical Support: nb-technical@bio-techne.com
Orders: nb-customerservice@bio-techne.com
General: novus@novusbio.com

Products Related to NBP1-88618

NBP1-88618PEP	MITF Recombinant Protein Antigen
HAF008	Goat anti-Rabbit IgG Secondary Antibody [HRP]
NB7160	Goat anti-Rabbit IgG (H+L) Secondary Antibody [HRP]
NBP2-24891	Rabbit IgG Isotype Control

Limitations

This product is for research use only and is not approved for use in humans or in clinical diagnosis. Primary Antibodies are guaranteed for 1 year from date of receipt.

For more information on our 100% guarantee, please visit www.novusbio.com/guarantee

Earn gift cards/discounts by submitting a review: www.novusbio.com/reviews/submit/NBP1-88618

Earn gift cards/discounts by submitting a publication using this product:
www.novusbio.com/publications

