

Product Datasheet

CHAF1B Antibody - BSA Free

NBP1-88235

Unit Size: 0.1 ml

Store at 4C short term. Aliquot and store at -20C long term. Avoid freeze-thaw cycles.

www.novusbio.com



technical@novusbio.com

Publications: 2

Protocols, Publications, Related Products, Reviews, Research Tools and Images at:
www.novusbio.com/NBP1-88235

Updated 3/4/2026 v.20.1

Earn rewards for product
reviews and publications.

Submit a publication at www.novusbio.com/publications

Submit a review at www.novusbio.com/reviews/destination/NBP1-88235



NBP1-88235

CHAF1B Antibody - BSA Free

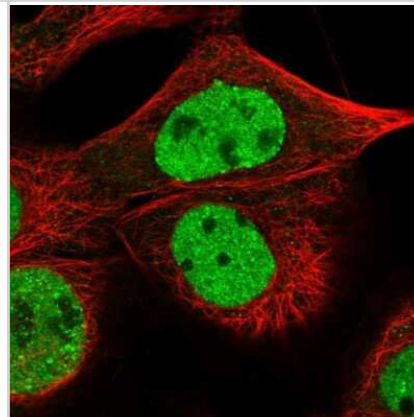
Product Information	
Unit Size	0.1 ml
Concentration	Concentrations vary lot to lot. See vial label for concentration. If unlisted please contact technical services.
Storage	Store at 4C short term. Aliquot and store at -20C long term. Avoid freeze-thaw cycles.
Clonality	Polyclonal
Preservative	0.02% Sodium Azide
Isotype	IgG
Purity	Affinity purified
Buffer	PBS (pH 7.2) and 40% Glycerol
Target Molecular Weight	61 kDa

Product Description	
Host	Rabbit
Gene ID	8208
Gene Symbol	CHAF1B
Species	Human
Immunogen	This antibody was developed against Recombinant Protein corresponding to amino acids: PAPTIVIRDPPSITPAVKSPPLPGPSEEKTLQPSSQNTKAHPSRRVTLNLTQAWSK TTPRRINLTPLKTDTPPSSVPTSVISTPSTEEIQSETPGDAQGSPPELKRPRLE NKG

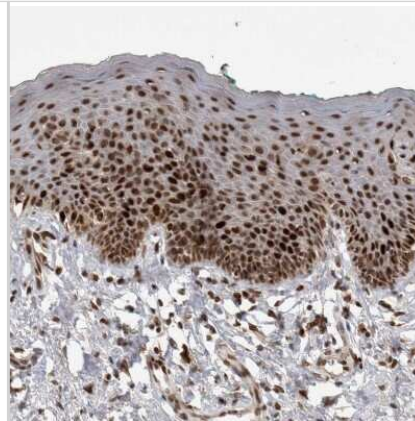
Product Application Details	
Applications	Western Blot, Immunohistochemistry-Paraffin, Chromatin Immunoprecipitation, Immunocytochemistry/ Immunofluorescence, Immunohistochemistry
Recommended Dilutions	Western Blot 0.04-0.4 ug/ml, Chromatin Immunoprecipitation Reported in scientific literature (PMID: 30423293), Immunohistochemistry 1:20 - 1:50, Immunocytochemistry/ Immunofluorescence 0.25-2 ug/ml, Immunohistochemistry-Paraffin 1:20 - 1:50
Application Notes	For IHC-Paraffin, HIER pH 6 retrieval method is recommended. ICC/IF Fixation Permeabilization: Use PFA/Triton X-100.

Images

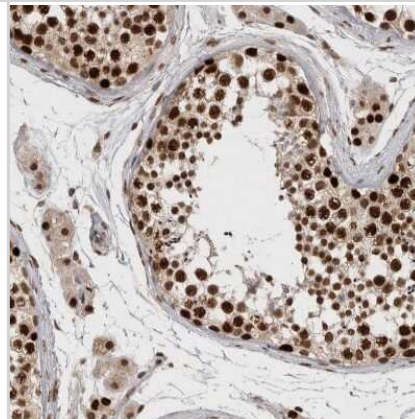
Immunocytochemistry/Immunofluorescence: CHAF1B Antibody [NBP1-88235] - Immunofluorescent staining of human cell line A-431 shows localization to nucleoplasm. Antibody staining is shown in green.



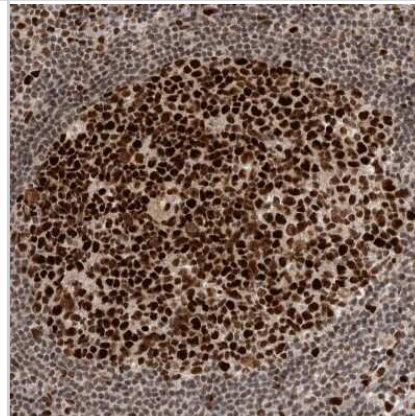
Immunohistochemistry-Paraffin: CHAF1B Antibody [NBP1-88235] - Staining of human skin shows strong nuclear positivity in squamous epithelial cells.



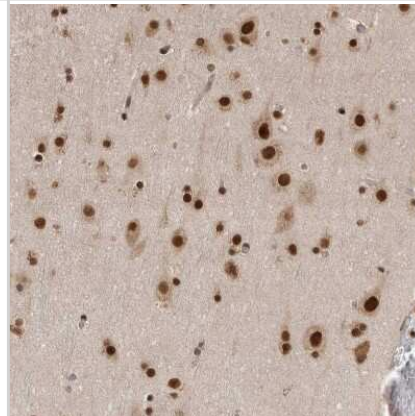
Immunohistochemistry-Paraffin: CHAF1B Antibody [NBP1-88235] - Staining of human testis shows strong nuclear positivity in cells in seminiferous ducts.



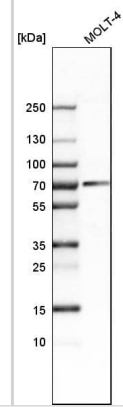
Immunohistochemistry-Paraffin: CHAF1B Antibody [NBP1-88235] - Staining of human lymph nodes shows strong nuclear positivity in germinal center cells.



Immunohistochemistry-Paraffin: CHAF1B Antibody [NBP1-88235] - Staining of human cerebral cortex shows strong nuclear positivity in neurons.



Analysis in human cell line MOLT-4.



Publications

Dreyer J, Ricci G, van den Berg J et al. Acute multi-level response to defective de novo chromatin assembly in S-phase Mol Cell 2024-11-05 [PMID: 39536749]

Volk A, Liang K, Suraneni P et al. A CHAF1B-dependent molecular switch in hematopoiesis and leukemia pathogenesis. Cancer cell. 1905-07-10 [PMID: 30423293] (Chemotaxis, Human)



Novus Biologicals USA

10730 E. Briarwood Avenue
Centennial, CO 80112
USA
Phone: 303.730.1950
Toll Free: 1.888.506.6887
Fax: 303.730.1966
nb-customerservice@bio-techne.com

Bio-Techne Canada

21 Canmotor Ave
Toronto, ON M8Z 4E6
Canada
Phone: 905.827.6400
Toll Free: 855.668.8722
Fax: 905.827.6402
canada.inquires@bio-techne.com

Bio-Techne Ltd

19 Barton Lane
Abingdon Science Park
Abingdon, OX14 3NB, United Kingdom
Phone: (44) (0) 1235 529449
Free Phone: 0800 37 34 15
Fax: (44) (0) 1235 533420
info.EMEA@bio-techne.com

General Contact Information

www.novusbio.com
Technical Support: nb-technical@bio-techne.com
Orders: nb-customerservice@bio-techne.com
General: novus@novusbio.com

Products Related to NBP1-88235

NBP1-88235PEP	CHAF1B Recombinant Protein Antigen
HAF008	Goat anti-Rabbit IgG Secondary Antibody [HRP]
NB7160	Goat anti-Rabbit IgG (H+L) Secondary Antibody [HRP]
NBP2-24891	Rabbit IgG Isotype Control

Limitations

This product is for research use only and is not approved for use in humans or in clinical diagnosis. Primary Antibodies are guaranteed for 1 year from date of receipt.

For more information on our 100% guarantee, please visit www.novusbio.com/guarantee

Earn gift cards/discounts by submitting a review: www.novusbio.com/reviews/submit/NBP1-88235

Earn gift cards/discounts by submitting a publication using this product:
www.novusbio.com/publications

