

Product Datasheet

Mesothelin Antibody - BSA Free NBP1-88224

Unit Size: 0.1 ml

Store at 4C short term. Aliquot and store at -20C long term. Avoid freeze-thaw cycles.

www.novusbio.com



technical@novusbio.com

Publications: 2

Protocols, Publications, Related Products, Reviews, Research Tools and Images at:
www.novusbio.com/NBP1-88224

Updated 2/21/2025 v.20.1

Earn rewards for product
reviews and publications.

Submit a publication at www.novusbio.com/publications

Submit a review at www.novusbio.com/reviews/destination/NBP1-88224



NBP1-88224

Mesothelin Antibody - BSA Free

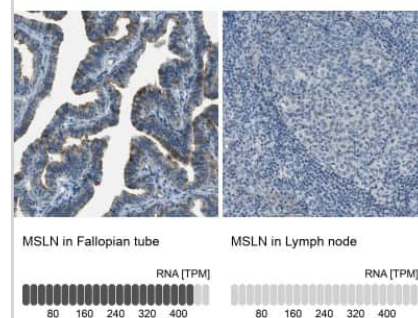
Product Information	
Unit Size	0.1 ml
Concentration	Concentrations vary lot to lot. See vial label for concentration. If unlisted please contact technical services.
Storage	Store at 4C short term. Aliquot and store at -20C long term. Avoid freeze-thaw cycles.
Clonality	Polyclonal
Preservative	0.02% Sodium Azide
Isotype	IgG
Purity	Immunogen affinity purified
Buffer	PBS (pH 7.2) and 40% Glycerol

Product Description	
Host	Rabbit
Gene ID	10232
Gene Symbol	MSLN
Species	Human
Immunogen	This antibody was developed against Recombinant Protein corresponding to amino acids: RQRSSRDPSWRQPRTLRLPRFRREVEKTACPSGKKAREIDESLIFYKKWELE ACVDAALLATQMDRVNAIPFTYEQLDVLKHKLDELYPQGYVESVIQH

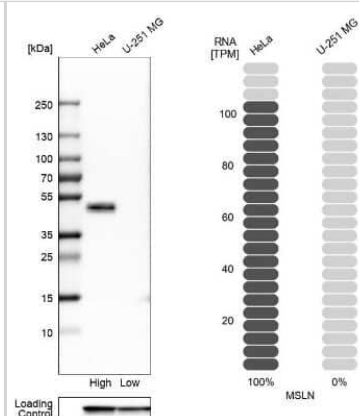
Product Application Details	
Applications	Western Blot, Immunohistochemistry, Immunohistochemistry-Paraffin
Recommended Dilutions	Western Blot 0.04-0.4 ug/ml, Immunohistochemistry 1:200 - 1:500, Immunohistochemistry-Paraffin 1:200 - 1:500
Application Notes	For IHC-Paraffin, HIER pH 6 retrieval is recommended.

Images

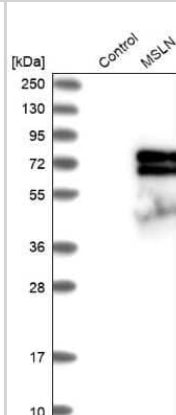
Immunohistochemistry-Paraffin: Mesothelin Antibody [NBP1-88224] - Staining in human fallopian tube and lymph node tissues using anti-MSLN antibody. Corresponding MSLN RNA-seq data are presented for the same tissues.



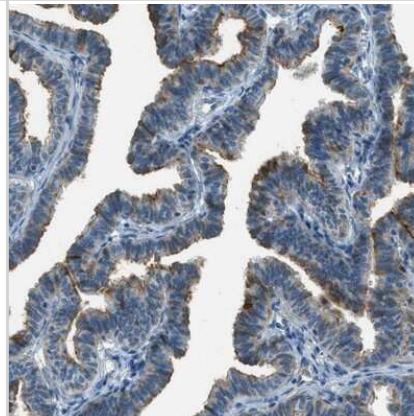
Western Blot: Mesothelin Antibody [NBP1-88224] - Analysis in human cell lines HeLa and U-251MG using anti-MSLN antibody. Corresponding MSLN RNA-seq data are presented for the same cell lines. Loading control: anti-GAPDH.



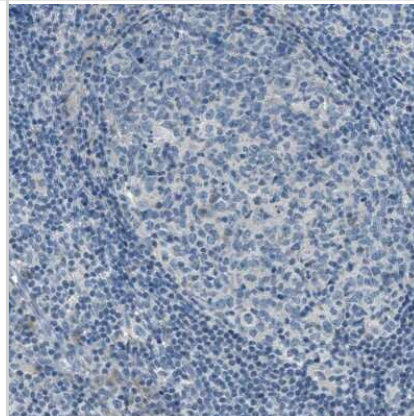
Western Blot: Mesothelin Antibody [NBP1-88224] - Analysis in control (vector only transfected HEK293T lysate) and MSLN over-expression lysate (Co-expressed with a C-terminal myc-DDK tag (3.1 kDa) in mammalian HEK293T cells).



Immunohistochemistry-Paraffin: Mesothelin Antibody [NBP1-88224] - Staining of human fallopian tube shows moderate cytoplasmic and membranous positivity in glandular cells.



Immunohistochemistry-Paraffin: Mesothelin Antibody [NBP1-88224] - Staining of human lymph node shows low expression as expected.



Publications

Feng M, Zhang J, Anver M et al. In vivo imaging of human malignant mesothelioma grown orthotopically in the peritoneal cavity of nude mice. *J Cancer* 2011-03-01 [PMID: 21479131]

Bolander A, Agnarsdottir M, Stromberg S et al. The protein expression of TRP-1 and galectin-1 in cutaneous malignant melanomas. *Cancer Genomics Proteomics* 2008-11-01 [PMID: 19287070]



Novus Biologicals USA

10730 E. Briarwood Avenue
Centennial, CO 80112
USA

Phone: 303.730.1950

Toll Free: 1.888.506.6887

Fax: 303.730.1966

nb-customerservice@bio-techne.com

Bio-Techne Canada

21 Canmotor Ave
Toronto, ON M8Z 4E6
Canada

Phone: 905.827.6400

Toll Free: 855.668.8722

Fax: 905.827.6402

canada.inquires@bio-techne.com

Bio-Techne Ltd

19 Barton Lane
Abingdon Science Park
Abingdon, OX14 3NB, United Kingdom

Phone: (44) (0) 1235 529449

Free Phone: 0800 37 34 15

Fax: (44) (0) 1235 533420

info.EMEA@bio-techne.com

General Contact Information

www.novusbio.com

Technical Support: nb-technical@bio-techne.com

Orders: nb-customerservice@bio-techne.com

General: novus@novusbio.com

Products Related to NBP1-88224

NBP1-88224PEP	Mesothelin Recombinant Protein Antigen
HAF008	Goat anti-Rabbit IgG Secondary Antibody [HRP]
NB7160	Goat anti-Rabbit IgG (H+L) Secondary Antibody [HRP]
NBP2-24891	Rabbit IgG Isotype Control

Limitations

This product is for research use only and is not approved for use in humans or in clinical diagnosis. Primary Antibodies are guaranteed for 1 year from date of receipt.

For more information on our 100% guarantee, please visit www.novusbio.com/guarantee

Earn gift cards/discounts by submitting a review: www.novusbio.com/reviews/submit/NBP1-88224

Earn gift cards/discounts by submitting a publication using this product:
www.novusbio.com/publications

