

Product Datasheet

Granzyme B Antibody - BSA Free NBP1-88151

Unit Size: 0.1 ml

Store at 4C short term. Aliquot and store at -20C long term. Avoid freeze-thaw cycles.

www.novusbio.com



technical@novusbio.com

Publications: 1

Protocols, Publications, Related Products, Reviews, Research Tools and Images at:
www.novusbio.com/NBP1-88151

Updated 2/21/2025 v.20.1

Earn rewards for product
reviews and publications.

Submit a publication at www.novusbio.com/publications

Submit a review at www.novusbio.com/reviews/destination/NBP1-88151



NBP1-88151

Granzyme B Antibody - BSA Free

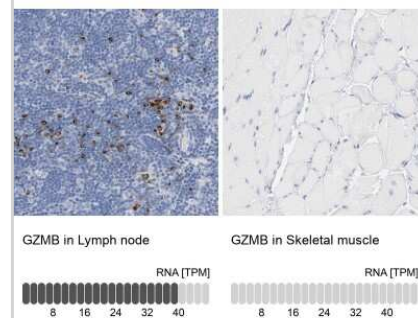
Product Information	
Unit Size	0.1 ml
Concentration	Concentrations vary lot to lot. See vial label for concentration. If unlisted please contact technical services.
Storage	Store at 4C short term. Aliquot and store at -20C long term. Avoid freeze-thaw cycles.
Clonality	Polyclonal
Preservative	0.02% Sodium Azide
Isotype	IgG
Purity	Immunogen affinity purified
Buffer	PBS (pH 7.2) and 40% Glycerol

Product Description	
Host	Rabbit
Gene ID	3002
Gene Symbol	GZMB
Species	Human
Immunogen	This antibody was developed against Recombinant Protein corresponding to amino acids: TRAVQPLRLPSNKAQVKPGQTCSVAGWGQTAPLGKHSHTLQEVKMTVQEDR KCESDLRHYYDSTIELCVGDPEIKKTSFKGDSGGPLVCNKVAQQGIVSYGRNNG MPPRACTKVSS


Product Application Details	
Applications	Western Blot, Immunocytochemistry/ Immunofluorescence, Immunohistochemistry, Immunohistochemistry-Paraffin
Recommended Dilutions	Western Blot 0.04-0.4 ug/ml, Immunohistochemistry 1:50 - 1:200, Immunocytochemistry/ Immunofluorescence 0.25-2 ug/ml, Immunohistochemistry-Paraffin 1:50 - 1:200
Application Notes	For IHC-Paraffin, HIER pH 6 retrieval is recommended. ICC/IF Fixation Permeabilization: Use PFA/Triton X-100. ICC/IF reactivity reported in scientific literature (PMID: 22198309).

Images

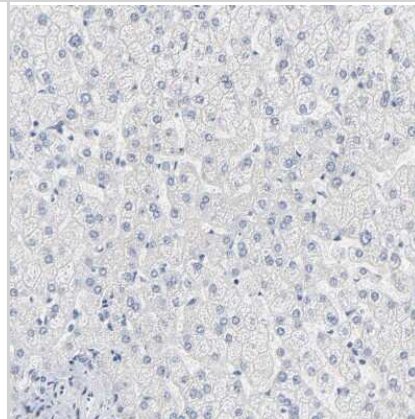
Immunohistochemistry-Paraffin: Granzyme B Antibody [NBP1-88151] - Staining in human lymph node and skeletal muscle tissues using NBP1-88151 antibody. Corresponding GZMB RNA-seq data are presented for the same tissues.



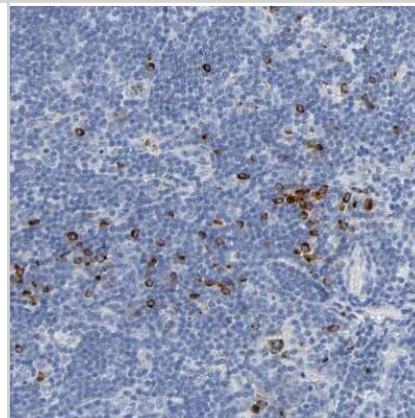
Western Blot: Granzyme B Antibody [NBP1-88151] - Analysis in control (vector only transfected HEK293T lysate) and GZMB over-expression lysate (Co-expressed with a C-terminal myc-DDK tag (3.1 kDa) in mammalian HEK293T cells).



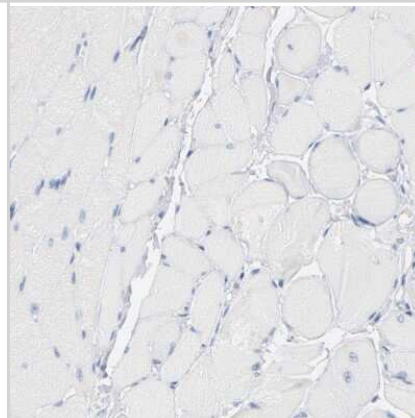
Immunohistochemistry-Paraffin: Granzyme B Antibody [NBP1-88151] - Staining of human liver shows no positivity in hepatocytes as expected.



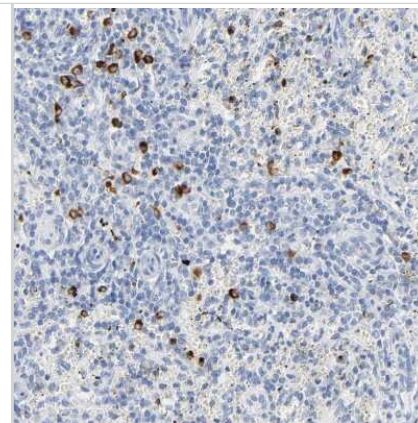
Immunohistochemistry-Paraffin: Granzyme B Antibody [NBP1-88151] - Staining of human lymph node shows strong cytoplasmic positivity in non-germinal center cells.



Immunohistochemistry-Paraffin: Granzyme B Antibody [NBP1-88151] - Staining of human skeletal muscle shows no positivity in myocytes as expected.



Immunohistochemistry-Paraffin: Granzyme B Antibody [NBP1-88151] - Staining of human spleen shows strong cytoplasmic positivity in cells in red pulp.



Publications

Chen LL, Chen X, Choi H et al. Exploiting antitumor immunity to overcome relapse and improve remission duration. *Cancer Immunol Immunother.* [PMID: 22198309] (ICC/IF, IHC-P, Human)

Details:

Citation using the Texas Red form of this antibody.



Novus Biologicals USA

10730 E. Briarwood Avenue
Centennial, CO 80112
USA
Phone: 303.730.1950
Toll Free: 1.888.506.6887
Fax: 303.730.1966
nb-customerservice@bio-techne.com

Bio-Techne Canada

21 Canmotor Ave
Toronto, ON M8Z 4E6
Canada
Phone: 905.827.6400
Toll Free: 855.668.8722
Fax: 905.827.6402
canada.inquires@bio-techne.com

Bio-Techne Ltd

19 Barton Lane
Abingdon Science Park
Abingdon, OX14 3NB, United Kingdom
Phone: (44) (0) 1235 529449
Free Phone: 0800 37 34 15
Fax: (44) (0) 1235 533420
info.EMEA@bio-techne.com

General Contact Information

www.novusbio.com
Technical Support: nb-technical@bio-techne.com
Orders: nb-customerservice@bio-techne.com
General: novus@novusbio.com

Products Related to NBP1-88151

NBP1-88151PEP	Granzyme B Recombinant Protein Antigen
HAF008	Goat anti-Rabbit IgG Secondary Antibody [HRP]
NB7160	Goat anti-Rabbit IgG (H+L) Secondary Antibody [HRP]
NBP2-24891	Rabbit IgG Isotype Control

Limitations

This product is for research use only and is not approved for use in humans or in clinical diagnosis. Primary Antibodies are guaranteed for 1 year from date of receipt.

For more information on our 100% guarantee, please visit www.novusbio.com/guarantee

Earn gift cards/discounts by submitting a review: www.novusbio.com/reviews/submit/NBP1-88151

Earn gift cards/discounts by submitting a publication using this product:
www.novusbio.com/publications

