

Product Datasheet

gp130/CD130 Antibody - BSA Free NBP1-88138

Unit Size: 0.1 ml

Store at 4C short term. Aliquot and store at -20C long term. Avoid freeze-thaw cycles.

www.novusbio.com



technical@novusbio.com

Publications: 1

Protocols, Publications, Related Products, Reviews, Research Tools and Images at:
www.novusbio.com/NBP1-88138

Updated 2/21/2025 v.20.1

Earn rewards for product
reviews and publications.

Submit a publication at www.novusbio.com/publications

Submit a review at www.novusbio.com/reviews/destination/NBP1-88138



NBP1-88138

gp130/CD130 Antibody - BSA Free

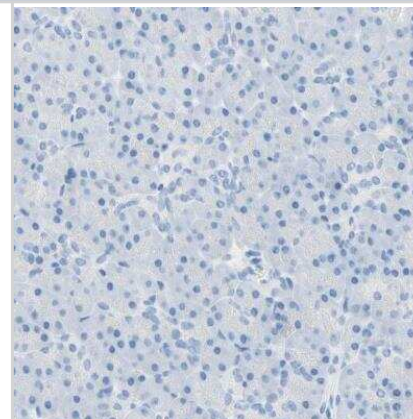
Product Information	
Unit Size	0.1 ml
Concentration	Concentrations vary lot to lot. See vial label for concentration. If unlisted please contact technical services.
Storage	Store at 4C short term. Aliquot and store at -20C long term. Avoid freeze-thaw cycles.
Clonality	Polyclonal
Preservative	0.02% Sodium Azide
Isotype	IgG
Purity	Immunogen affinity purified
Buffer	PBS (pH 7.2) and 40% Glycerol

Product Description	
Host	Rabbit
Gene ID	3572
Gene Symbol	IL6ST
Species	Human
Reactivity Notes	Immunogen displays the following percentage of sequence identity for non-tested species: Mouse (84%), Rat (86%). Reactivity reported in scientific literature (PMID: 19396608)
Immunogen	This antibody was developed against Recombinant Protein corresponding to amino acids: CYLITVTPVYADGPGSPESIKAYLKQAPPSKGPTVRTKKVVGKNEAVLEWDQLPV DVQNGFIRNYTIFYRTIIGNETAVNVDSSTHEYTLSSLTSDTLYMVRMAAYTDEG GKDGPEFTFTTPKFAQGEI

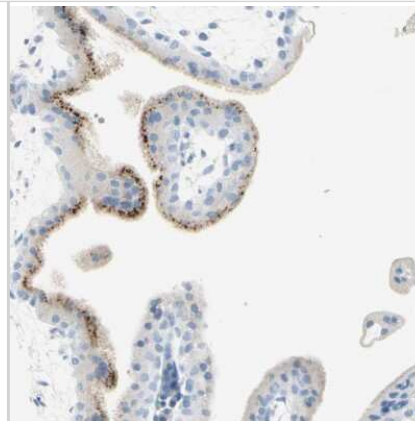
Product Application Details	
Applications	Immunohistochemistry, Immunohistochemistry-Paraffin
Recommended Dilutions	Immunohistochemistry 1:50 - 1:200, Immunohistochemistry-Paraffin 1:50 - 1:200
Application Notes	For IHC-Paraffin, HIER pH 6 retrieval is recommended.

Images

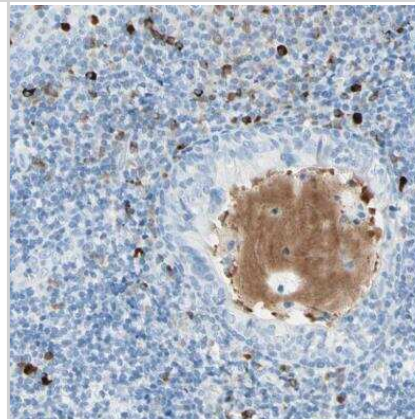
Immunohistochemistry-Paraffin: gp130/CD130 Antibody [NBP1-88138] - Staining of human pancreas shows no positivity in exocrine glandular cells as expected.



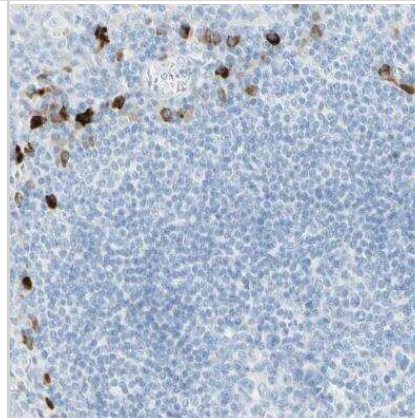
Immunohistochemistry-Paraffin: gp130/CD130 Antibody [NBP1-88138] - Staining of human placenta shows cytoplasmic positivity in trophoblastic cells.



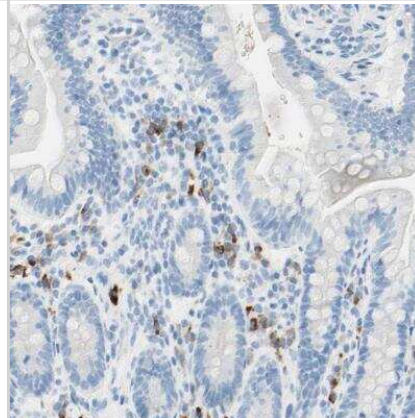
Immunohistochemistry-Paraffin: gp130/CD130 Antibody [NBP1-88138] - Staining of human plasma shows moderate positivity.



Immunohistochemistry-Paraffin: gp130/CD130 Antibody [NBP1-88138] - Staining of human tonsil shows strong cytoplasmic positivity in non - germinal center cells.



Immunohistochemistry-Paraffin: gp130/CD130 Antibody [NBP1-88138] - Staining of human small intestine shows strong cytoplasmic positivity in lymphoid cells.



Publications

Rognum IJ, Haynes RL, Vege A et al. Interleukin-6 and the serotonergic system of the medulla oblongata in the sudden infant death syndrome. *Acta Neuropathol* 2009-10-01 [PMID: 19396608]



Novus Biologicals USA

10730 E. Briarwood Avenue
Centennial, CO 80112
USA
Phone: 303.730.1950
Toll Free: 1.888.506.6887
Fax: 303.730.1966
nb-customerservice@bio-techne.com

Bio-Techne Canada

21 Canmotor Ave
Toronto, ON M8Z 4E6
Canada
Phone: 905.827.6400
Toll Free: 855.668.8722
Fax: 905.827.6402
canada.inquires@bio-techne.com

Bio-Techne Ltd

19 Barton Lane
Abingdon Science Park
Abingdon, OX14 3NB, United Kingdom
Phone: (44) (0) 1235 529449
Free Phone: 0800 37 34 15
Fax: (44) (0) 1235 533420
info.EMEA@bio-techne.com

General Contact Information

www.novusbio.com
Technical Support: nb-technical@bio-techne.com
Orders: nb-customerservice@bio-techne.com
General: novus@novusbio.com

Products Related to NBP1-88138

NBP1-88138PEP	gp130/CD130 Recombinant Protein Antigen
HAF008	Goat anti-Rabbit IgG Secondary Antibody [HRP]
NB7160	Goat anti-Rabbit IgG (H+L) Secondary Antibody [HRP]
NBP2-24891	Rabbit IgG Isotype Control

Limitations

This product is for research use only and is not approved for use in humans or in clinical diagnosis. Primary Antibodies are guaranteed for 1 year from date of receipt.

For more information on our 100% guarantee, please visit www.novusbio.com/guarantee

Earn gift cards/discounts by submitting a review: www.novusbio.com/reviews/submit/NBP1-88138

Earn gift cards/discounts by submitting a publication using this product:
www.novusbio.com/publications

