

# Product Datasheet

## Cytochrome P450 2C8 Antibody - BSA Free NBP1-88055

Unit Size: 0.1 ml

Store at 4C short term. Aliquot and store at -20C long term. Avoid freeze-thaw cycles.

[www.novusbio.com](http://www.novusbio.com)



[technical@novusbio.com](mailto:technical@novusbio.com)

Protocols, Publications, Related Products, Reviews, Research Tools and Images at:  
[www.novusbio.com/NBP1-88055](http://www.novusbio.com/NBP1-88055)

Updated 12/2/2025 v.20.1

Earn rewards for product  
reviews and publications.

Submit a publication at [www.novusbio.com/publications](http://www.novusbio.com/publications)

Submit a review at [www.novusbio.com/reviews/destination/NBP1-88055](http://www.novusbio.com/reviews/destination/NBP1-88055)



**NBP1-88055**

Cytochrome P450 2C8 Antibody - BSA Free

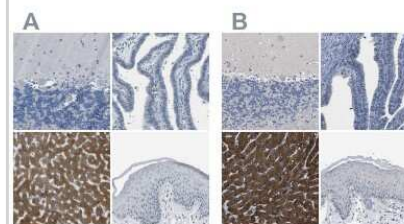
Product Information	
Unit Size	0.1 ml
Concentration	Concentrations vary lot to lot. See vial label for concentration. If unlisted please contact technical services.
Storage	Store at 4C short term. Aliquot and store at -20C long term. Avoid freeze-thaw cycles.
Clonality	Polyclonal
Preservative	0.02% Sodium Azide
Isotype	IgG
Purity	Affinity purified
Buffer	PBS (pH 7.2) and 40% Glycerol

Product Description	
Description	Novus Biologicals Rabbit Cytochrome P450 2C8 Antibody - BSA Free (NBP1-88055) is a polyclonal antibody validated for use in IHC and WB. All Novus Biologicals antibodies are covered by our 100% guarantee.
Host	Rabbit
Gene ID	1558
Gene Symbol	CYP2C8
Species	Human
Immunogen	This antibody was developed against Recombinant Protein corresponding to amino acids: KRICAGEGLARMELFLFLTTILQNFNLKSVDDLKLNLTAVTKGIVSLPPSYQICFI PV

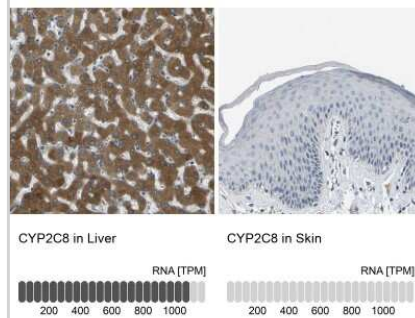
Product Application Details	
Applications	Western Blot, Immunohistochemistry-Paraffin, Immunohistochemistry
Recommended Dilutions	Western Blot 0.04-0.4 ug/ml, Immunohistochemistry 1:20 - 1:50, Immunohistochemistry-Paraffin 1:20 - 1:50
Application Notes	For IHC-Paraffin, HIER pH 6 retrieval is recommended.

**Images**

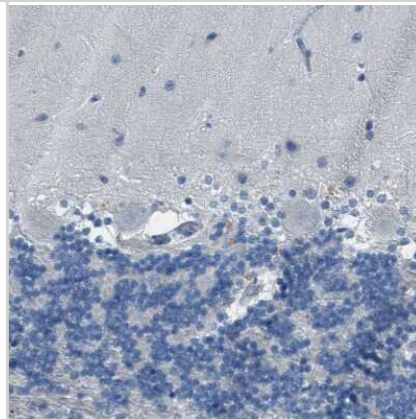
Immunohistochemistry-Paraffin: Cytochrome P450 2C8 Antibody [NBP1-88055] - Staining of human cerebellum, fallopian tube, liver and skin using Anti-CYP2C8 antibody (A) NBP1-88055 shows similar protein distribution across tissues to independent antibody NBP1-88054 (B).



Immunohistochemistry-Paraffin: Cytochrome P450 2C8 Antibody [NBP1-88055] - Analysis in human liver and skin tissues. Corresponding CYP2C8 RNA-seq data are presented for the same tissues.



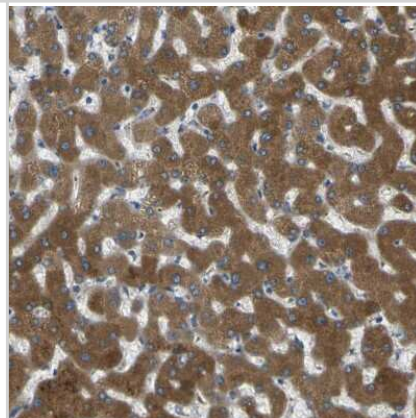
Immunohistochemistry-Paraffin: Cytochrome P450 2C8 Antibody [NBP1-88055] - Staining of human cerebellum shows no positivity in Purkinje cells as expected.



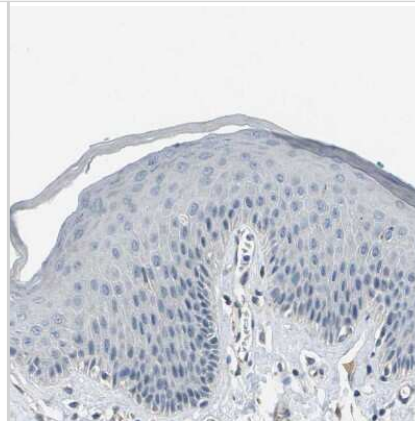
Immunohistochemistry-Paraffin: Cytochrome P450 2C8 Antibody [NBP1-88055] - Staining of human Fallopian tube shows no positivity in glandular cells as expected.



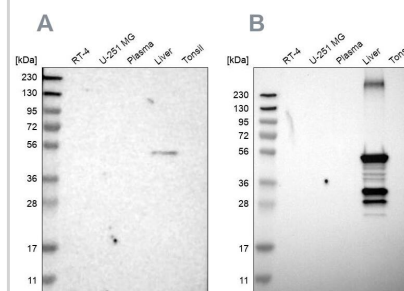
Immunohistochemistry-Paraffin: Cytochrome P450 2C8 Antibody [NBP1-88055] - Staining of human liver shows strong cytoplasmic positivity in hepatocytes.



Immunohistochemistry-Paraffin: Cytochrome P450 2C8 Antibody [NBP1-88055] - Staining of human skin shows no positivity in squamous epithelial cells as expected.



Analysis using Anti-CYP2C8 antibody NBP1-88055 (A) shows similar pattern to independent antibody NBP1-88054 (B).





### Novus Biologicals USA

10730 E. Briarwood Avenue  
Centennial, CO 80112  
USA  
Phone: 303.730.1950  
Toll Free: 1.888.506.6887  
Fax: 303.730.1966  
nb-customerservice@bio-techne.com

### Bio-Techne Canada

21 Canmotor Ave  
Toronto, ON M8Z 4E6  
Canada  
Phone: 905.827.6400  
Toll Free: 855.668.8722  
Fax: 905.827.6402  
canada.inquires@bio-techne.com

### Bio-Techne Ltd

19 Barton Lane  
Abingdon Science Park  
Abingdon, OX14 3NB, United Kingdom  
Phone: (44) (0) 1235 529449  
Free Phone: 0800 37 34 15  
Fax: (44) (0) 1235 533420  
info.EMEA@bio-techne.com

### General Contact Information

www.novusbio.com  
Technical Support: nb-technical@bio-techne.com  
Orders: nb-customerservice@bio-techne.com  
General: novus@novusbio.com

### Products Related to NBP1-88055

---

NBP1-88055PEP	Cytochrome P450 2C8 Recombinant Protein Antigen
NBP2-33376H	Blue Marker Antibody (6F4-F6) [HRP]
HAF008	Goat anti-Rabbit IgG Secondary Antibody [HRP]
NB7160	Goat anti-Rabbit IgG (H+L) Secondary Antibody [HRP]
NBP2-24891	Rabbit IgG Isotype Control

---

### Limitations

This product is for research use only and is not approved for use in humans or in clinical diagnosis. Primary Antibodies are guaranteed for 1 year from date of receipt.

For more information on our 100% guarantee, please visit [www.novusbio.com/guarantee](http://www.novusbio.com/guarantee)

Earn gift cards/discounts by submitting a review: [www.novusbio.com/reviews/submit/NBP1-88055](http://www.novusbio.com/reviews/submit/NBP1-88055)

Earn gift cards/discounts by submitting a publication using this product:  
[www.novusbio.com/publications](http://www.novusbio.com/publications)

