

Product Datasheet

CPR8 Antibody - BSA Free NBP1-87954

Unit Size: 0.1 ml

Store at 4C short term. Aliquot and store at -20C long term. Avoid freeze-thaw cycles.

www.novusbio.com



technical@novusbio.com

Publications: 2

Protocols, Publications, Related Products, Reviews, Research Tools and Images at:
www.novusbio.com/NBP1-87954

Updated 9/9/2025 v.20.1

Earn rewards for product
reviews and publications.

Submit a publication at www.novusbio.com/publications

Submit a review at www.novusbio.com/reviews/destination/NBP1-87954



NBP1-87954

CPR8 Antibody - BSA Free

Product Information

Unit Size	0.1 ml
Concentration	Concentrations vary lot to lot. See vial label for concentration. If unlisted please contact technical services.
Storage	Store at 4C short term. Aliquot and store at -20C long term. Avoid freeze-thaw cycles.
Clonality	Polyclonal
Preservative	0.02% Sodium Azide
Isotype	IgG
Purity	Immunogen affinity purified
Buffer	PBS (pH 7.2) and 40% Glycerol

Product Description

Description	Novus Biologicals Rabbit CPR8 Antibody - BSA Free (NBP1-87954) is a polyclonal antibody validated for use in IHC. Anti-CPR8 Antibody: Cited in 2 publications. All Novus Biologicals antibodies are covered by our 100% guarantee.
Host	Rabbit
Gene ID	9236
Gene Symbol	CCPG1
Species	Human
Reactivity Notes	Human reactivity reported in scientific literature (PMID: 24708576).
Immunogen	This antibody was developed against Recombinant Protein corresponding to amino acids: DELNDMKDYLSQCQEQESFIDYKSLKENLARCWTLTEAEKMSFETQKTNLAT ENQYLRVSLEKEEKALSSLQEELNKLREQIRILEDKGTSTELVKENQKLKQHLEE EKQKKHSFLSQRETL

Product Application Details

Applications	Immunohistochemistry-Paraffin, Immunohistochemistry
Recommended Dilutions	Immunohistochemistry 1:50 - 1:200, Immunohistochemistry-Paraffin 1:50 - 1:200
Application Notes	IHC reported in scientific literature (PMID: 26230923). For IHC-Paraffin, HIER pH 6 retrieval is recommended.

Images

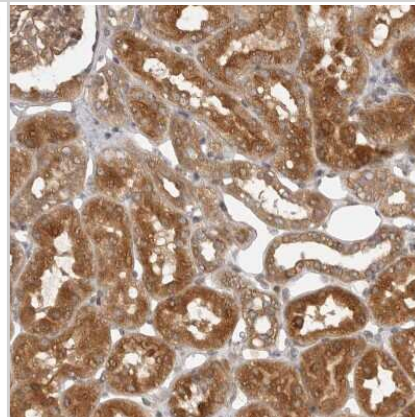
Immunohistochemistry-Paraffin: CPR8 Antibody [NBP1-87954] - Staining of human cortex shows moderate cytoplasmic positivity in neurons.



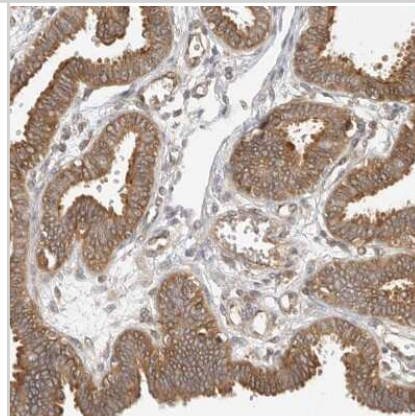
Immunohistochemistry-Paraffin: CPR8 Antibody [NBP1-87954] - Staining of human small intestine shows strong cytoplasmic positivity in glandular cells.



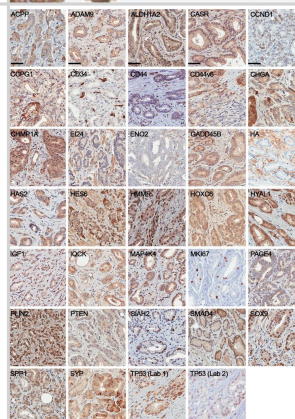
Immunohistochemistry-Paraffin: CPR8 Antibody [NBP1-87954] - Staining of human kidney shows strong cytoplasmic positivity in cells in tubules.



Immunohistochemistry-Paraffin: CPR8 Antibody [NBP1-87954] - Staining of human fallopian tube shows moderate cytoplasmic positivity in glandular cells.



Immunohistochemistry of candidate biomarkers in prostate cancer. Representative immunohistochemical staining of ACP, ADAM9, ALDH1A2, CASR, CCND1, CCPG1, CD34, CD44, CD44v6, CHGA, CHMP1A, EI24, ENO2, GADD45B, HA, HAS2, HES6, HMMR, HOXC6, HYAL1, IGF1, IQCK, MAP4K4, MKI67, PAGE4, PLIN2, PTEN, SIAH2, SMAD4, SOX9, SPP1, SYP, & TP53 from prostate cancer tissue microarrays. Scale bar represents 50 μ m. Image collected & cropped by CiteAb from the following publication (<https://bmccancer.biomedcentral.com/articles/10.1186/1471-2407-14-244>), licensed under a CC-BY license. Not internally tested by Novus Biologicals.



Publications

Baras AS, Gandhi N, Munari E et al. Identification and Validation of Protein Biomarkers of Response to Neoadjuvant Platinum Chemotherapy in Muscle Invasive Urothelial Carcinoma. PLoS One 2015-01-01 [PMID: 26230923] (IF/IHC, Human)

Rizzardi AE, Rosener NK, Koopmeiners JS et al. Evaluation of protein biomarkers of prostate cancer aggressiveness. BMC Cancer 2014-04-05 [PMID: 24708576] (IF/IHC, Human)





Novus Biologicals USA

10730 E. Briarwood Avenue
Centennial, CO 80112
USA
Phone: 303.730.1950
Toll Free: 1.888.506.6887
Fax: 303.730.1966
nb-customerservice@bio-techne.com

Bio-Techne Canada

21 Canmotor Ave
Toronto, ON M8Z 4E6
Canada
Phone: 905.827.6400
Toll Free: 855.668.8722
Fax: 905.827.6402
canada.inquires@bio-techne.com

Bio-Techne Ltd

19 Barton Lane
Abingdon Science Park
Abingdon, OX14 3NB, United Kingdom
Phone: (44) (0) 1235 529449
Free Phone: 0800 37 34 15
Fax: (44) (0) 1235 533420
info.EMEA@bio-techne.com

General Contact Information

www.novusbio.com
Technical Support: nb-technical@bio-techne.com
Orders: nb-customerservice@bio-techne.com
General: novus@novusbio.com

Products Related to NBP1-87954

NBP1-87954PEP	CPR8 Recombinant Protein Antigen
HAF008	Goat anti-Rabbit IgG Secondary Antibody [HRP]
NB7160	Goat anti-Rabbit IgG (H+L) Secondary Antibody [HRP]
NBP2-24891	Rabbit IgG Isotype Control

Limitations

This product is for research use only and is not approved for use in humans or in clinical diagnosis. Primary Antibodies are guaranteed for 1 year from date of receipt.

For more information on our 100% guarantee, please visit www.novusbio.com/guarantee

Earn gift cards/discounts by submitting a review: www.novusbio.com/reviews/submit/NBP1-87954

Earn gift cards/discounts by submitting a publication using this product:
www.novusbio.com/publications

