

Product Datasheet

SI Sucrase-Isomaltase Antibody - BSA Free NBP1-87581

Unit Size: 0.1 ml

Store at 4C short term. Aliquot and store at -20C long term. Avoid freeze-thaw cycles.

www.novusbio.com



technical@novusbio.com

Publications: 1

Protocols, Publications, Related Products, Reviews, Research Tools and Images at:
www.novusbio.com/NBP1-87581

Updated 12/2/2025 v.20.1

Earn rewards for product
reviews and publications.

Submit a publication at www.novusbio.com/publications

Submit a review at www.novusbio.com/reviews/destination/NBP1-87581



NBP1-87581

SI Sucrase-Isomaltase Antibody - BSA Free

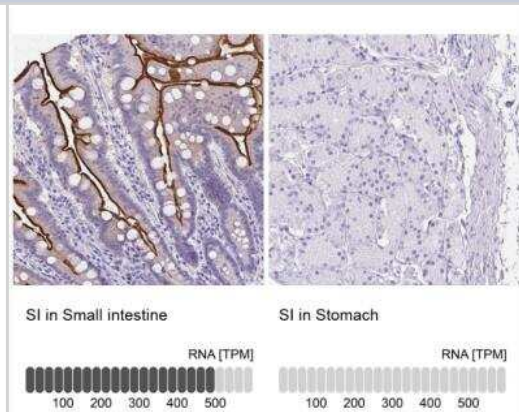
Product Information	
Unit Size	0.1 ml
Concentration	Concentrations vary lot to lot. See vial label for concentration. If unlisted please contact technical services.
Storage	Store at 4C short term. Aliquot and store at -20C long term. Avoid freeze-thaw cycles.
Clonality	Polyclonal
Preservative	0.02% Sodium Azide
Isotype	IgG
Purity	Affinity purified
Buffer	PBS (pH 7.2) and 40% Glycerol

Product Description	
Description	Novus Biologicals Rabbit SI Sucrase-Isomaltase Antibody - BSA Free (NBP1-87581) is a polyclonal antibody validated for use in IHC and WB. Anti-SI Sucrase-Isomaltase Antibody: Cited in 1 publication. All Novus Biologicals antibodies are covered by our 100% guarantee.
Host	Rabbit
Gene ID	6476
Gene Symbol	SI
Species	Human
Immunogen	This antibody was developed against Recombinant Protein corresponding to amino acids: PAVDEISDSTSTPATTRVTTNPSDSGKCPNVLNDPVNVRINCIPEQFPTEGICAQ RGCCWRPWNDLIPWCFFVDNHGYNVQDMTTTTIGVEAKLNRIPSPTLFGNDI NSVLFTTQNQTPNRFKIDPNNRRYEVPHQYV

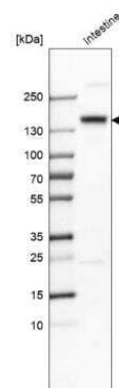
Product Application Details	
Applications	Western Blot, Immunohistochemistry-Paraffin, Immunohistochemistry
Recommended Dilutions	Western Blot 0.04-0.4 ug/ml, Immunohistochemistry 1:200 - 1:500, Immunohistochemistry-Paraffin 1:200 - 1:500
Application Notes	For IHC-Paraffin, HIER pH 6 retrieval is recommended.

Images

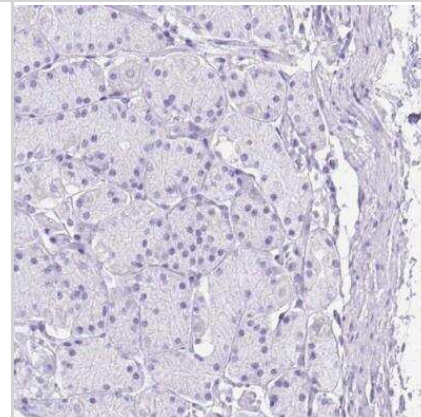
Immunohistochemistry-Paraffin: SI Sucrase-Isomaltase Antibody [NBP1-87581] - Analysis in human small intestine and stomach tissues. Corresponding SI RNA-seq data are presented for the same tissues.



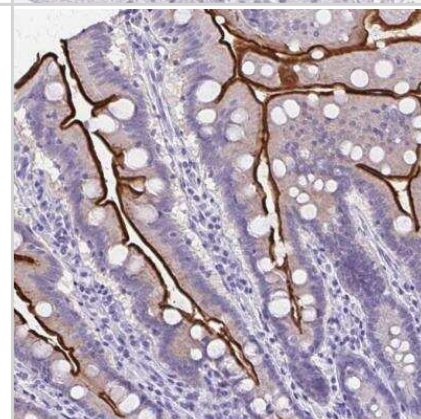
Western Blot: SI Sucrase-Isomaltase Antibody [NBP1-87581] - Analysis in human small intestine tissue.



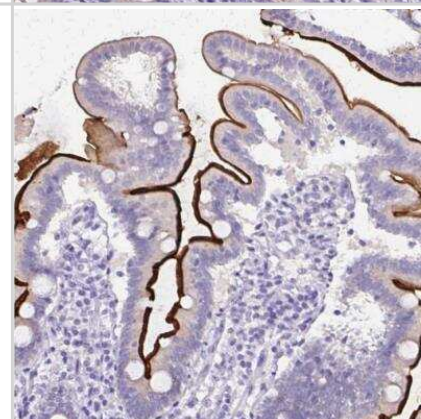
Immunohistochemistry-Paraffin: SI Sucrase-Isomaltase Antibody [NBP1-87581] - Staining of human stomach shows no positivity in glandular cells as expected.



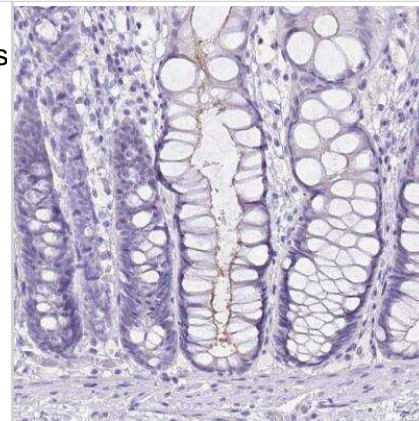
Immunohistochemistry-Paraffin: SI Sucrase-Isomaltase Antibody [NBP1-87581] - Staining of human small intestine shows moderate to strong membranous positivity in glandular cells.



Immunohistochemistry-Paraffin: SI Sucrase-Isomaltase Antibody [NBP1-87581] - Staining of human duodenum shows moderate to strong membranous positivity in glandular cells.



Immunohistochemistry-Paraffin: SI Sucrase-Isomaltase Antibody [NBP1-87581] - Staining of human colon shows no positivity in glandular cells as expected.



Publications

Krishnan M, Lapierre LA, Knowles BC et al. Rab25 regulates integrin expression in polarized colonic epithelial cells. *Mol Biol Cell* 2013-03-01 [PMID: 23345591]



Novus Biologicals USA

10730 E. Briarwood Avenue
Centennial, CO 80112
USA
Phone: 303.730.1950
Toll Free: 1.888.506.6887
Fax: 303.730.1966
nb-customerservice@bio-techne.com

Bio-Techne Canada

21 Canmotor Ave
Toronto, ON M8Z 4E6
Canada
Phone: 905.827.6400
Toll Free: 855.668.8722
Fax: 905.827.6402
canada.inquires@bio-techne.com

Bio-Techne Ltd

19 Barton Lane
Abingdon Science Park
Abingdon, OX14 3NB, United Kingdom
Phone: (44) (0) 1235 529449
Free Phone: 0800 37 34 15
Fax: (44) (0) 1235 533420
info.EMEA@bio-techne.com

General Contact Information

www.novusbio.com
Technical Support: nb-technical@bio-techne.com
Orders: nb-customerservice@bio-techne.com
General: novus@novusbio.com

Products Related to NBP1-87581

NBP1-87581PEP	SI Sucrase-Isomaltase Recombinant Protein Antigen
NBP2-33376H	Blue Marker Antibody (6F4-F6) [HRP]
HAF008	Goat anti-Rabbit IgG Secondary Antibody [HRP]
NB7160	Goat anti-Rabbit IgG (H+L) Secondary Antibody [HRP]
NBP2-24891	Rabbit IgG Isotype Control

Limitations

This product is for research use only and is not approved for use in humans or in clinical diagnosis. Primary Antibodies are guaranteed for 1 year from date of receipt.

For more information on our 100% guarantee, please visit www.novusbio.com/guarantee

Earn gift cards/discounts by submitting a review: www.novusbio.com/reviews/submit/NBP1-87581

Earn gift cards/discounts by submitting a publication using this product:
www.novusbio.com/publications

