

Product Datasheet

PRAGMIN Antibody - BSA Free NBP1-87473

Unit Size: 0.1 ml

Store at 4C short term. Aliquot and store at -20C long term. Avoid freeze-thaw cycles.

www.novusbio.com



technical@novusbio.com

Protocols, Publications, Related Products, Reviews, Research Tools and Images at:
www.novusbio.com/NBP1-87473

Updated 12/2/2025 v.20.1

Earn rewards for product
reviews and publications.

Submit a publication at www.novusbio.com/publications

Submit a review at www.novusbio.com/reviews/destination/NBP1-87473



NBP1-87473

PRAGMIN Antibody - BSA Free

Product Information	
Unit Size	0.1 ml
Concentration	Concentrations vary lot to lot. See vial label for concentration. If unlisted please contact technical services.
Storage	Store at 4C short term. Aliquot and store at -20C long term. Avoid freeze-thaw cycles.
Clonality	Polyclonal
Preservative	0.02% Sodium Azide
Isotype	IgG
Purity	Affinity purified
Buffer	PBS (pH 7.2) and 40% Glycerol

Product Description	
Description	Novus Biologicals Rabbit PRAGMIN Antibody - BSA Free (NBP1-87473) is a polyclonal antibody validated for use in IHC, WB and ICC/IF. All Novus Biologicals antibodies are covered by our 100% guarantee.
Host	Rabbit
Gene ID	157285
Gene Symbol	SGK223
Species	Human
Immunogen	This antibody was developed against Recombinant Protein corresponding to amino acids: TNGVAISDPSRCPQPAASSASEQRRPRFQAGTWSRQCRIEEEEVEQELLSH SWGRETKNGPTDHSNSTTWHRLHPTDGSSGQNSKVGTMGSKSASFAPFPK D

Product Application Details	
Applications	Western Blot, Immunohistochemistry-Paraffin, Immunocytochemistry/ Immunofluorescence, Immunohistochemistry
Recommended Dilutions	Western Blot 0.04-0.4 ug/ml, Immunohistochemistry 1:200 - 1:500, Immunocytochemistry/ Immunofluorescence 0.25-2 ug/ml, Immunohistochemistry-Paraffin 1:200 - 1:500
Application Notes	For IHC-Paraffin, HIER pH 6 retrieval is recommended. ICC/IF Fixation Permeabilization: Use PFA/Triton X-100.

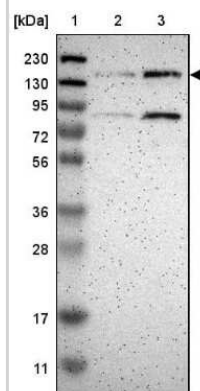
Images

Western Blot: PRAGMIN Antibody [NBP1-87473] - Lane 1: Marker [kDa]

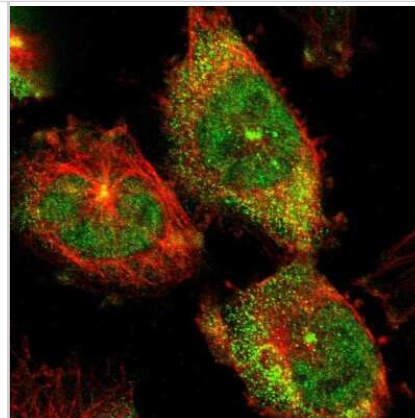
230, 130, 95, 72, 56, 36, 28, 17, 11

Lane 2: Human cell line RT-4

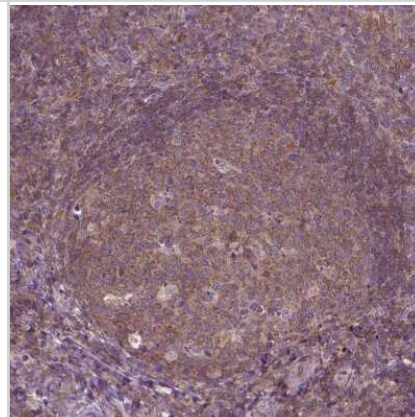
Lane 3: Human cell line U-251MG sp



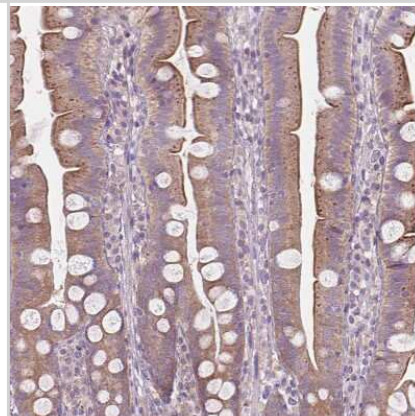
Immunocytochemistry/Immunofluorescence: PRAGMIN Antibody [NBP1-87473] - Staining of human cell line U-251 MG shows positivity in cytoplasm, centrosome & nucleus but excluded from the nucleoli. Antibody staining is shown in green.



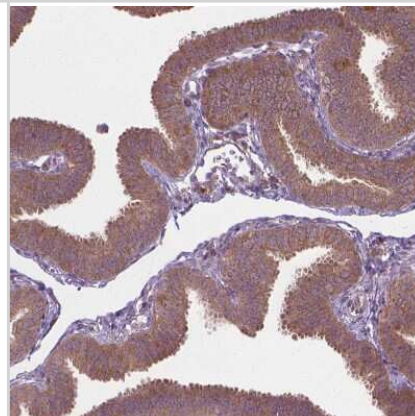
Immunohistochemistry-Paraffin: PRAGMIN Antibody [NBP1-87473] - Staining of human tonsil shows moderate cytoplasmic positivity in germinal center cells.



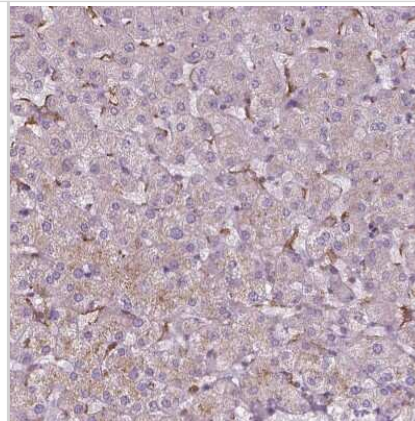
Immunohistochemistry-Paraffin: PRAGMIN Antibody [NBP1-87473] - Staining of human duodenum shows weak to moderate cytoplasmic and membranous positivity in glandular cells.



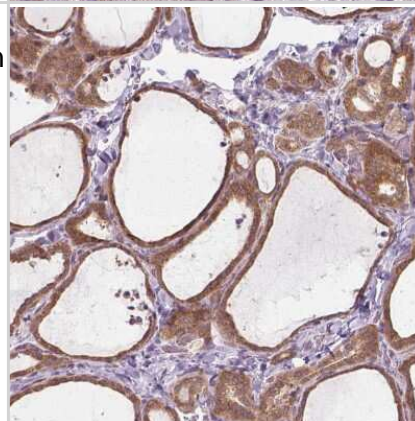
Immunohistochemistry-Paraffin: PRAGMIN Antibody [NBP1-87473] - Staining of human Fallopian tube shows moderate cytoplasmic positivity in glandular cells.



Immunohistochemistry-Paraffin: PRAGMIN Antibody [NBP1-87473] - Staining of human liver shows low positivity in hepatocytes as expected.



Immunohistochemistry-Paraffin: PRAGMIN Antibody [NBP1-87473] - Staining of human thyroid gland shows moderate cytoplasmic positivity in glandular cells.





Novus Biologicals USA

10730 E. Briarwood Avenue
Centennial, CO 80112
USA
Phone: 303.730.1950
Toll Free: 1.888.506.6887
Fax: 303.730.1966
nb-customerservice@bio-techne.com

Bio-Techne Canada

21 Canmotor Ave
Toronto, ON M8Z 4E6
Canada
Phone: 905.827.6400
Toll Free: 855.668.8722
Fax: 905.827.6402
canada.inquires@bio-techne.com

Bio-Techne Ltd

19 Barton Lane
Abingdon Science Park
Abingdon, OX14 3NB, United Kingdom
Phone: (44) (0) 1235 529449
Free Phone: 0800 37 34 15
Fax: (44) (0) 1235 533420
info.EMEA@bio-techne.com

General Contact Information

www.novusbio.com
Technical Support: nb-technical@bio-techne.com
Orders: nb-customerservice@bio-techne.com
General: novus@novusbio.com

Products Related to NBP1-87473

NBP1-87473PEP	PRAGMIN Recombinant Protein Antigen
NBP2-33376H	Blue Marker Antibody (6F4-F6) [HRP]
HAF008	Goat anti-Rabbit IgG Secondary Antibody [HRP]
NB7160	Goat anti-Rabbit IgG (H+L) Secondary Antibody [HRP]
NBP2-24891	Rabbit IgG Isotype Control

Limitations

This product is for research use only and is not approved for use in humans or in clinical diagnosis. Primary Antibodies are guaranteed for 1 year from date of receipt.

For more information on our 100% guarantee, please visit www.novusbio.com/guarantee

Earn gift cards/discounts by submitting a review: www.novusbio.com/reviews/submit/NBP1-87473

Earn gift cards/discounts by submitting a publication using this product:
www.novusbio.com/publications

