

Product Datasheet

Cystatin C Antibody - BSA Free NBP1-87472

Unit Size: 0.1 ml

Store at 4C short term. Aliquot and store at -20C long term. Avoid freeze-thaw cycles.

www.novusbio.com



technical@novusbio.com

Publications: 1

Protocols, Publications, Related Products, Reviews, Research Tools and Images at:
www.novusbio.com/NBP1-87472

Updated 2/21/2025 v.20.1

Earn rewards for product
reviews and publications.

Submit a publication at www.novusbio.com/publications

Submit a review at www.novusbio.com/reviews/destination/NBP1-87472



NBP1-87472

Cystatin C Antibody - BSA Free

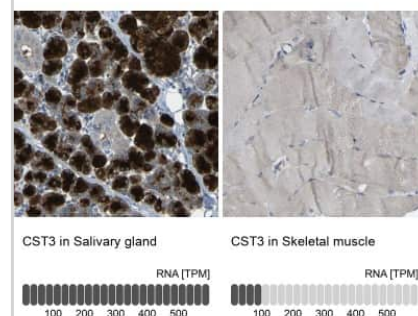
| Product Information | |
|---------------------|--|
| Unit Size | 0.1 ml |
| Concentration | Concentrations vary lot to lot. See vial label for concentration. If unlisted please contact technical services. |
| Storage | Store at 4C short term. Aliquot and store at -20C long term. Avoid freeze-thaw cycles. |
| Clonality | Polyclonal |
| Preservative | 0.02% Sodium Azide |
| Isotype | IgG |
| Purity | Immunogen affinity purified |
| Buffer | PBS (pH 7.2) and 40% Glycerol |

| Product Description | |
|---------------------|---|
| Host | Rabbit |
| Gene ID | 1471 |
| Gene Symbol | CST3 |
| Species | Human |
| Immunogen | This antibody was developed against Recombinant Protein corresponding to amino acids: SSPGKPPRLVGGPMDASVEEEGVRRALDFAVGEYNKASNDMYHSRALQVV ARKQIVAGVNYFLDVELGRTTCTKTQPNLDNCPFHQPHLKRKAFCSFQIYAVP WQGTMTLSKSTCQDA |

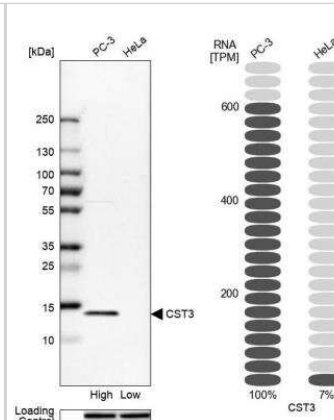
| Product Application Details | |
|-----------------------------|--|
| Applications | Western Blot, Immunocytochemistry/ Immunofluorescence, Immunohistochemistry, Immunohistochemistry-Paraffin |
| Recommended Dilutions | Western Blot 0.04 - 0.4 ug/ml, Immunohistochemistry 1:50 - 1:200, Immunocytochemistry/ Immunofluorescence 0.25-2 ug/ml, Immunohistochemistry-Paraffin 1:50-1:200 |
| Application Notes | For IHC-Paraffin, HIER pH 6 retrieval is recommended. ICC/IF, Fixation Permeabilization: Use PFA/Triton X-100. |

Images

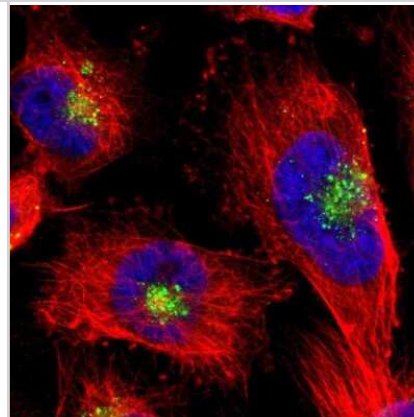
Immunohistochemistry-Paraffin: Cystatin C Antibody [NBP1-87472] - Staining in human salivary gland and skeletal muscle tissues using anti-CST3 antibody. Corresponding CST3 RNA-seq data are presented for the same tissues.



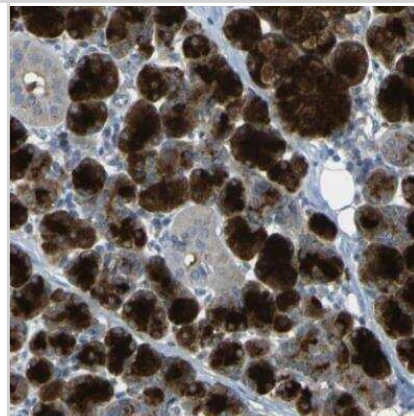
Western Blot: Cystatin C Antibody [NBP1-87472] - Analysis in human cell lines PC-3 and HeLa. Corresponding RNA-seq data are presented for the same cell lines. Loading control: Anti-HSP90B1.



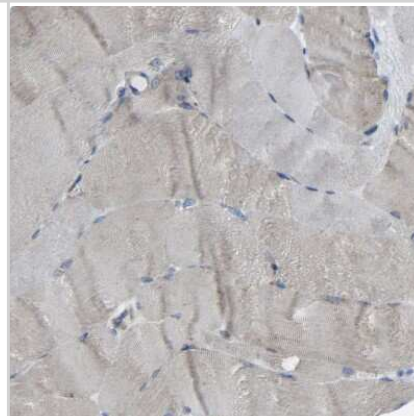
Immunocytochemistry/Immunofluorescence: Cystatin C Antibody [NBP1-87472] - Staining of human cell line U-251 MG shows localization to the Golgi apparatus and vesicles.



Immunohistochemistry-Paraffin: Cystatin C Antibody [NBP1-87472] - Staining of human salivary gland shows high expression.



Immunohistochemistry-Paraffin: Cystatin C Antibody [NBP1-87472] - Staining of human skeletal muscle shows low expression as expected.



Publications

Wu CC, Hsu CW, Chen CD et al. Candidate Serological Biomarkers for Cancer Identified from the Secretomes of 23 Cancer Cell Lines and the Human Protein Atlas. Mol Cell Proteomics 2010-06-01 [PMID: 20124221]



Novus Biologicals USA

10730 E. Briarwood Avenue
Centennial, CO 80112
USA
Phone: 303.730.1950
Toll Free: 1.888.506.6887
Fax: 303.730.1966
nb-customerservice@bio-techne.com

Bio-Techne Canada

21 Canmotor Ave
Toronto, ON M8Z 4E6
Canada
Phone: 905.827.6400
Toll Free: 855.668.8722
Fax: 905.827.6402
canada.inquires@bio-techne.com

Bio-Techne Ltd

19 Barton Lane
Abingdon Science Park
Abingdon, OX14 3NB, United Kingdom
Phone: (44) (0) 1235 529449
Free Phone: 0800 37 34 15
Fax: (44) (0) 1235 533420
info.EMEA@bio-techne.com

General Contact Information

www.novusbio.com
Technical Support: nb-technical@bio-techne.com
Orders: nb-customerservice@bio-techne.com
General: novus@novusbio.com

Products Related to NBP1-87472

| | |
|---------------|---|
| NBP1-87472PEP | Cystatin C Recombinant Protein Antigen |
| HAF008 | Goat anti-Rabbit IgG Secondary Antibody [HRP] |
| NB7160 | Goat anti-Rabbit IgG (H+L) Secondary Antibody [HRP] |
| NBP2-24891 | Rabbit IgG Isotype Control |

Limitations

This product is for research use only and is not approved for use in humans or in clinical diagnosis. Primary Antibodies are guaranteed for 1 year from date of receipt.

For more information on our 100% guarantee, please visit www.novusbio.com/guarantee

Earn gift cards/discounts by submitting a review: www.novusbio.com/reviews/submit/NBP1-87472

Earn gift cards/discounts by submitting a publication using this product:
www.novusbio.com/publications

