

# Product Datasheet

## GMPR1 Antibody - BSA Free

### NBP1-87459

Unit Size: 0.1 ml

Store at 4C short term. Aliquot and store at -20C long term. Avoid freeze-thaw cycles.

[www.novusbio.com](http://www.novusbio.com)



[technical@novusbio.com](mailto:technical@novusbio.com)

#### Publications: 1

Protocols, Publications, Related Products, Reviews, Research Tools and Images at:  
[www.novusbio.com/NBP1-87459](http://www.novusbio.com/NBP1-87459)

Updated 2/21/2025 v.20.1

Earn rewards for product  
reviews and publications.

Submit a publication at [www.novusbio.com/publications](http://www.novusbio.com/publications)

Submit a review at [www.novusbio.com/reviews/destination/NBP1-87459](http://www.novusbio.com/reviews/destination/NBP1-87459)



**NBP1-87459**

GMPR1 Antibody - BSA Free

**Product Information**

<b>Unit Size</b>	0.1 ml
<b>Concentration</b>	Concentrations vary lot to lot. See vial label for concentration. If unlisted please contact technical services.
<b>Storage</b>	Store at 4C short term. Aliquot and store at -20C long term. Avoid freeze-thaw cycles.
<b>Clonality</b>	Polyclonal
<b>Preservative</b>	0.02% Sodium Azide
<b>Isotype</b>	IgG
<b>Purity</b>	Immunogen affinity purified
<b>Buffer</b>	PBS (pH 7.2) and 40% Glycerol

**Product Description**

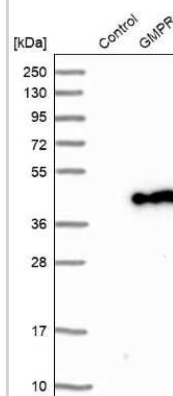
<b>Host</b>	Rabbit
<b>Gene ID</b>	2766
<b>Gene Symbol</b>	GMPR
<b>Species</b>	Human
<b>Reactivity Notes</b>	Immunogen displays the following percentage of sequence identity for non-tested species: Mouse (88%). Human reactivity reported in scientific literature (PMID: 24139804).
<b>Immunogen</b>	This antibody was developed against Recombinant Protein corresponding to amino acids: DTVGTFEMAAVMSQHSMTAIHKHYSLDDWKL FATNHPECLQNVAVSSGSGQ NDLEKMTSILEAVPQVKFICLDVANGYS

**Product Application Details**

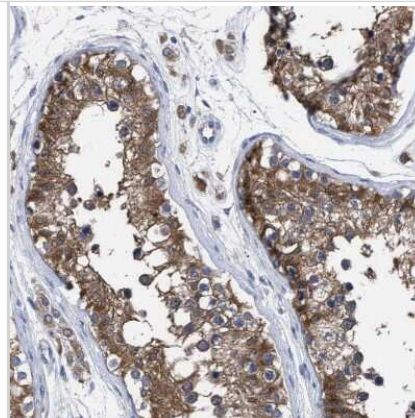
<b>Applications</b>	Western Blot, Immunohistochemistry, Immunohistochemistry-Paraffin
<b>Recommended Dilutions</b>	Western Blot 0.04-0.4 ug/ml, Immunohistochemistry 1:50 - 1:200, Immunohistochemistry-Paraffin 1:50 - 1:200
<b>Application Notes</b>	IHC reported in scientific literature (PMID: 24139804). For IHC-Paraffin, HIER pH 6 retrieval is recommended.

**Images**

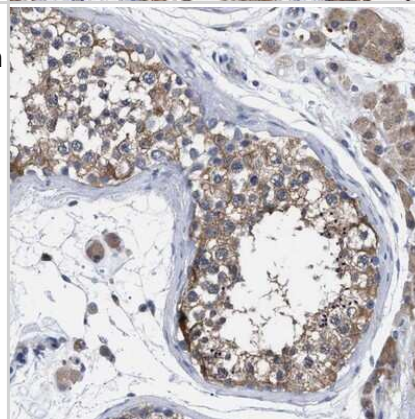
Western Blot: GMPR1 Antibody [NBP1-87459] - Analysis in control (vector only transfected HEK293T lysate) and GMPR over-expression lysate (Co-expressed with a C-terminal myc-DDK tag (3.1 kDa) in mammalian HEK293T cells).



Immunohistochemistry-Paraffin: GMPR1 Antibody [NBP1-87459] -  
Staining of human testis shows moderate to strong cytoplasmic positivity  
in cells in seminiferous ducts.



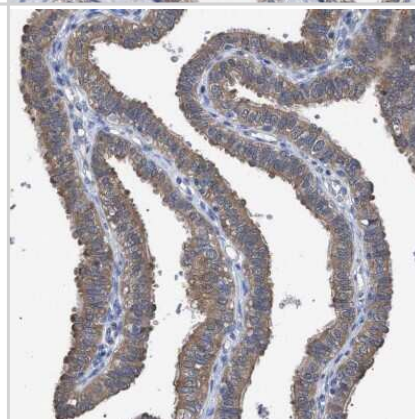
Immunohistochemistry-Paraffin: GMPR1 Antibody [NBP1-87459] -  
Staining of human testis shows moderate cytoplasmic positivity in cells in  
seminiferous ducts.



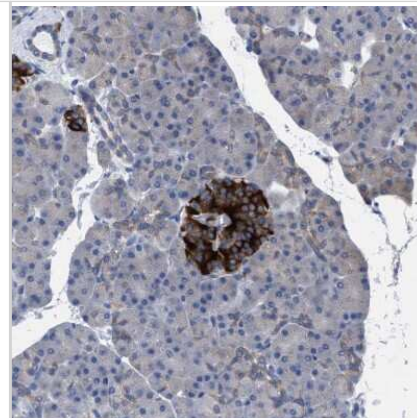
Immunohistochemistry-Paraffin: GMPR1 Antibody [NBP1-87459] -  
Staining of human prostate shows weak cytoplasmic positivity in  
glandular cells.



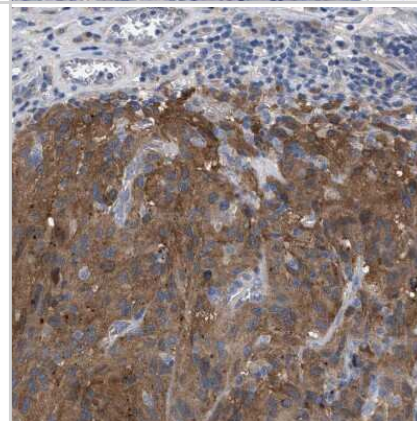
Immunohistochemistry-Paraffin: GMPR1 Antibody [NBP1-87459] -  
Staining of human fallopian tube shows moderate cytoplasmic positivity  
in glandular cells.



Immunohistochemistry-Paraffin: GMPR1 Antibody [NBP1-87459] - Staining of human pancreas shows strong cytoplasmic positivity in islets of Langerhans.



Immunohistochemistry-Paraffin: GMPR1 Antibody [NBP1-87459] - Staining of human malignant melanoma shows moderate cytoplasmic positivity in tumor cells.



## Publications

Wawrzyniak JA, Bianchi-Smiraglia A, Bshara W et al. A Purine Nucleotide Biosynthesis Enzyme Guanosine Monophosphate Reductase is a Suppressor of Melanoma Invasion. Cell Rep 2013-10-31 [PMID: 24139804] (IF/IHC, Human)



### **Novus Biologicals USA**

10730 E. Briarwood Avenue  
Centennial, CO 80112  
USA  
Phone: 303.730.1950  
Toll Free: 1.888.506.6887  
Fax: 303.730.1966  
nb-customerservice@bio-techne.com

### **Bio-Techne Canada**

21 Canmotor Ave  
Toronto, ON M8Z 4E6  
Canada  
Phone: 905.827.6400  
Toll Free: 855.668.8722  
Fax: 905.827.6402  
canada.inquires@bio-techne.com

### **Bio-Techne Ltd**

19 Barton Lane  
Abingdon Science Park  
Abingdon, OX14 3NB, United Kingdom  
Phone: (44) (0) 1235 529449  
Free Phone: 0800 37 34 15  
Fax: (44) (0) 1235 533420  
info.EMEA@bio-techne.com

### **General Contact Information**

[www.novusbio.com](http://www.novusbio.com)  
Technical Support: nb-technical@bio-techne.com  
Orders: nb-customerservice@bio-techne.com  
General: novus@novusbio.com

### **Products Related to NBP1-87459**

---

NBP1-87459PEP	GMPR1 Recombinant Protein Antigen
HAF008	Goat anti-Rabbit IgG Secondary Antibody [HRP]
NB7160	Goat anti-Rabbit IgG (H+L) Secondary Antibody [HRP]
NBP2-24891	Rabbit IgG Isotype Control

---

### **Limitations**

This product is for research use only and is not approved for use in humans or in clinical diagnosis. Primary Antibodies are guaranteed for 1 year from date of receipt.

For more information on our 100% guarantee, please visit [www.novusbio.com/guarantee](http://www.novusbio.com/guarantee)

Earn gift cards/discounts by submitting a review: [www.novusbio.com/reviews/submit/NBP1-87459](http://www.novusbio.com/reviews/submit/NBP1-87459)

Earn gift cards/discounts by submitting a publication using this product:  
[www.novusbio.com/publications](http://www.novusbio.com/publications)

