

Product Datasheet

Kinesin 5C Antibody - BSA Free

NBP1-87429

Unit Size: 0.1 ml

Store at 4C short term. Aliquot and store at -20C long term. Avoid freeze-thaw cycles.

www.novusbio.com



technical@novusbio.com

Protocols, Publications, Related Products, Reviews, Research Tools and Images at:
www.novusbio.com/NBP1-87429

Updated 9/9/2025 v.20.1

Earn rewards for product
reviews and publications.

Submit a publication at www.novusbio.com/publications

Submit a review at www.novusbio.com/reviews/destination/NBP1-87429



NBP1-87429

Kinesin 5C Antibody - BSA Free

Product Information

Unit Size	0.1 ml
Concentration	Concentrations vary lot to lot. See vial label for concentration. If unlisted please contact technical services.
Storage	Store at 4C short term. Aliquot and store at -20C long term. Avoid freeze-thaw cycles.
Clonality	Polyclonal
Preservative	0.02% Sodium Azide
Isotype	IgG
Purity	Immunogen affinity purified
Buffer	PBS (pH 7.2) and 40% Glycerol

Product Description

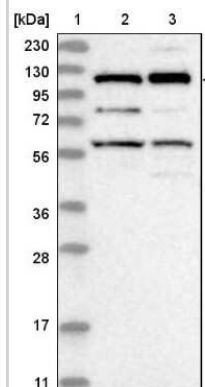
Description	Novus Biologicals Rabbit Kinesin 5C Antibody - BSA Free (NBP1-87429) is a polyclonal antibody validated for use in IHC and WB. All Novus Biologicals antibodies are covered by our 100% guarantee.
Host	Rabbit
Gene ID	3800
Gene Symbol	KIF5C
Species	Human
Immunogen	This antibody was developed against Recombinant Protein corresponding to amino acids: EVEDKTRANEQLTDELAQKTTTLTTTQRELSQLQELSNHQKKRATEILNLLLKDL GEIGGIIGTNDVKTLADVNGV

Product Application Details

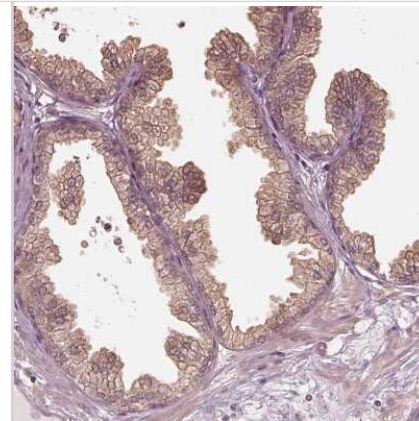
Applications	Western Blot, Immunohistochemistry-Paraffin, Immunohistochemistry
Recommended Dilutions	Western Blot 0.04-0.4 ug/ml, Immunohistochemistry 1:1000 - 1:2500, Immunohistochemistry-Paraffin 1:1000 - 1:2500
Application Notes	For IHC-Paraffin, HIER pH 6 retrieval is recommended.

Images

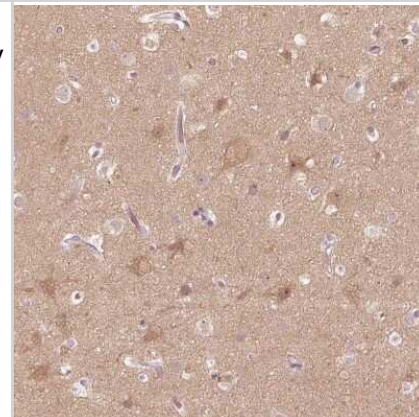
Western Blot: Kinesin 5C Antibody [NBP1-87429] - Lane 1: Marker [kDa] 230, 130, 95, 72, 56, 36, 28, 17, 11. Lane 2: Human cell line RT-4. Lane 3: Human cell line U-251MG sp



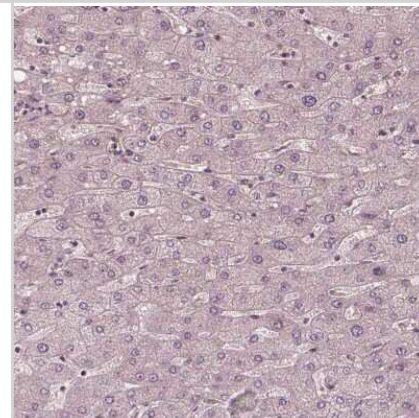
Immunohistochemistry-Paraffin: Kinesin 5C Antibody [NBP1-87429] - Staining of human prostate shows weak cytoplasmic positivity in glandular cells.



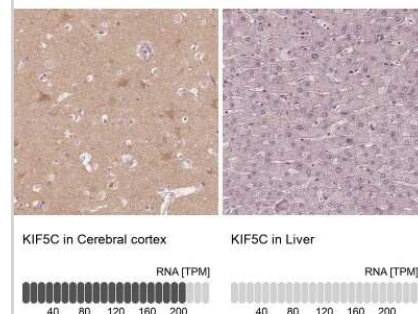
Immunohistochemistry-Paraffin: Kinesin 5C Antibody [NBP1-87429] - Staining of human cerebral cortex shows moderate cytoplasmic positivity in neuronal cells and weak staining of neuropil.



Immunohistochemistry-Paraffin: Kinesin 5C Antibody [NBP1-87429] - Staining of human liver shows low expression as expected.



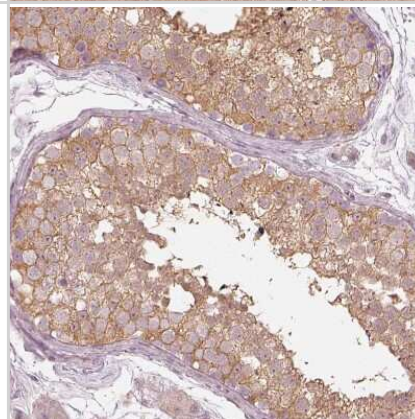
Immunohistochemistry-Paraffin: Kinesin 5C Antibody [NBP1-87429] - Analysis in human cerebral cortex and liver tissues using NBP1-87429 antibody. Corresponding KIF5C RNA-seq data are presented for the same tissues.



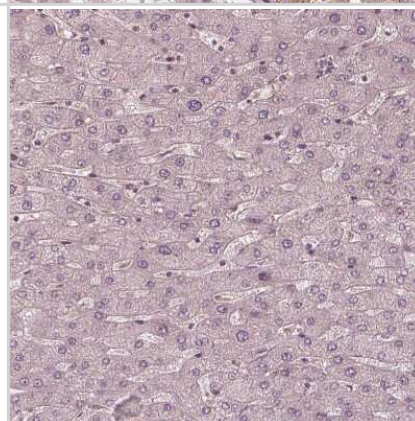
Immunohistochemistry-Paraffin: Kinesin 5C Antibody [NBP1-87429] - Staining of human cerebral cortex shows weak cytoplasmic positivity in neurons.



Immunohistochemistry-Paraffin: Kinesin 5C Antibody [NBP1-87429] - Staining of human testis shows weak cytoplasmic positivity in cells in seminiferous ducts.



Immunohistochemistry-Paraffin: Kinesin 5C Antibody [NBP1-87429] - Staining of human liver shows no positivity in hepatocytes as expected.





Novus Biologicals USA

10730 E. Briarwood Avenue
Centennial, CO 80112
USA
Phone: 303.730.1950
Toll Free: 1.888.506.6887
Fax: 303.730.1966
nb-customerservice@bio-techne.com

Bio-Techne Canada

21 Canmotor Ave
Toronto, ON M8Z 4E6
Canada
Phone: 905.827.6400
Toll Free: 855.668.8722
Fax: 905.827.6402
canada.inquires@bio-techne.com

Bio-Techne Ltd

19 Barton Lane
Abingdon Science Park
Abingdon, OX14 3NB, United Kingdom
Phone: (44) (0) 1235 529449
Free Phone: 0800 37 34 15
Fax: (44) (0) 1235 533420
info.EMEA@bio-techne.com

General Contact Information

www.novusbio.com
Technical Support: nb-technical@bio-techne.com
Orders: nb-customerservice@bio-techne.com
General: novus@novusbio.com

Products Related to NBP1-87429

NBP1-87429PEP	Kinesin 5C Recombinant Protein Antigen
HAF008	Goat anti-Rabbit IgG Secondary Antibody [HRP]
NB7160	Goat anti-Rabbit IgG (H+L) Secondary Antibody [HRP]
NBP2-24891	Rabbit IgG Isotype Control

Limitations

This product is for research use only and is not approved for use in humans or in clinical diagnosis. Primary Antibodies are guaranteed for 1 year from date of receipt.

For more information on our 100% guarantee, please visit www.novusbio.com/guarantee

Earn gift cards/discounts by submitting a review: www.novusbio.com/reviews/submit/NBP1-87429

Earn gift cards/discounts by submitting a publication using this product:
www.novusbio.com/publications

