

Product Datasheet

PTP1B/PTPN1 Antibody - BSA Free NBP1-87191

Unit Size: 0.1 ml

Store at 4C short term. Aliquot and store at -20C long term. Avoid freeze-thaw cycles.

www.novusbio.com



technical@novusbio.com

Protocols, Publications, Related Products, Reviews, Research Tools and Images at:
www.novusbio.com/NBP1-87191

Updated 2/21/2025 v.20.1

Earn rewards for product
reviews and publications.

Submit a publication at www.novusbio.com/publications

Submit a review at www.novusbio.com/reviews/destination/NBP1-87191



NBP1-87191

PTP1B/PTPN1 Antibody - BSA Free

Product Information

Unit Size	0.1 ml
Concentration	Concentrations vary lot to lot. See vial label for concentration. If unlisted please contact technical services.
Storage	Store at 4C short term. Aliquot and store at -20C long term. Avoid freeze-thaw cycles.
Clonality	Polyclonal
Preservative	0.02% Sodium Azide
Isotype	IgG
Purity	Immunogen affinity purified
Buffer	PBS (pH 7.2) and 40% Glycerol

Product Description

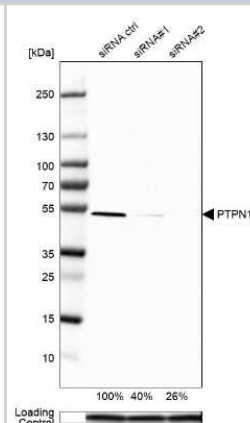
Host	Rabbit
Gene ID	5770
Gene Symbol	PTPN1
Species	Human
Immunogen	This antibody was developed against Recombinant Protein corresponding to amino acids: RFSYLAVIEGAKFIMGDSSVQDQWKELSHEDLEPPPEHIPPPRPPKRILEPHN GKCREFFPNHQWVKEETQEDKDCPIKEEKGSPLNAAPYGIESMSQDTEVRSR VVGGSRLGAQAASPAKGEPSLPEKDEDHALSYW

Product Application Details

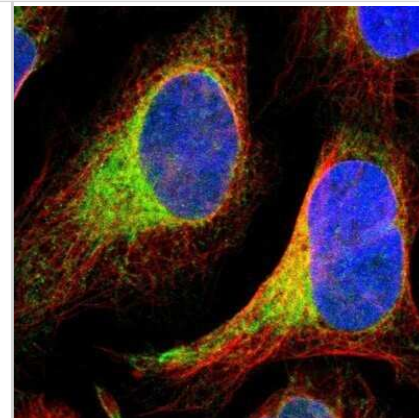
Applications	Western Blot, Immunocytochemistry/ Immunofluorescence, Immunohistochemistry, Immunohistochemistry-Paraffin, Knockdown Validated
Recommended Dilutions	Western Blot 0.04-0.4 ug/ml, Immunohistochemistry 1:200 - 1:500, Immunocytochemistry/ Immunofluorescence 0.25-2 ug/ml, Immunohistochemistry-Paraffin 1:200 - 1:500, Knockdown Validated
Application Notes	For IHC-Paraffin, HIER pH 6 retrieval is recommended. ICC/IF, Fixation Permeabilization: Use PFA/Triton X-100.

Images

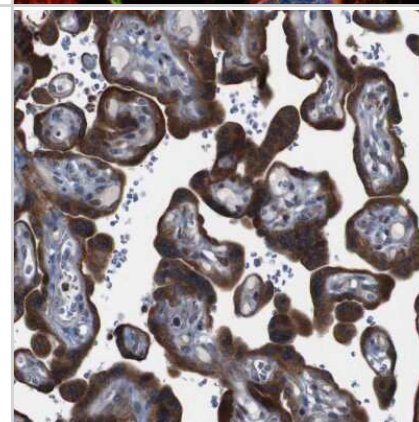
Western Blot: PTP1B/PTPN1 Antibody [NBP1-87191] - Analysis in U-138MG cells transfected with control siRNA, target specific siRNA probe #1 and #2, using Anti-PTPN1 antibody. Remaining relative intensity is presented. Loading control: Anti-PPIB.



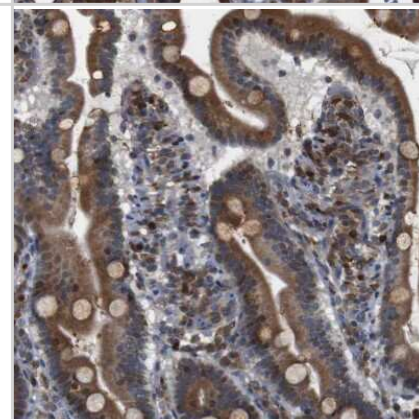
Immunocytochemistry/Immunofluorescence: PTP1B/PTPN1 Antibody [NBP1-87191] - Staining of human cell line U-2 OS shows positivity in endoplasmic reticulum.



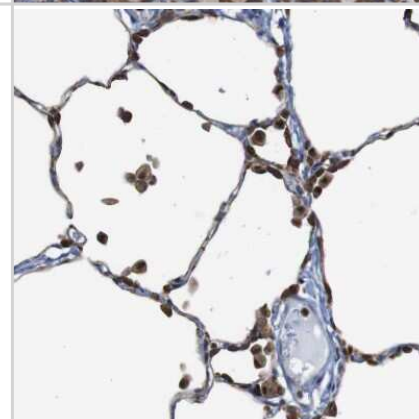
Immunohistochemistry-Paraffin: PTP1B/PTPN1 Antibody [NBP1-87191] - Staining of human placenta shows strong cytoplasmic positivity in trophoblastic cells.



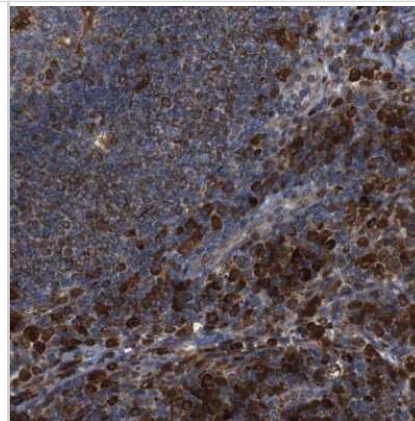
Immunohistochemistry-Paraffin: PTP1B/PTPN1 Antibody [NBP1-87191] - Staining of human duodenum shows moderate cytoplasmic positivity in glandular cells.



Immunohistochemistry-Paraffin: PTP1B/PTPN1 Antibody [NBP1-87191] - Staining of human lung shows moderate cytoplasmic positivity in macrophages.



Immunohistochemistry-Paraffin: PTP1B/PTPN1 Antibody [NBP1-87191]
- Staining of human lymph node shows moderate to strong cytoplasmic positivity in non-germinal center cells.





Novus Biologicals USA

10730 E. Briarwood Avenue
Centennial, CO 80112
USA
Phone: 303.730.1950
Toll Free: 1.888.506.6887
Fax: 303.730.1966
nb-customerservice@bio-techne.com

Bio-Techne Canada

21 Canmotor Ave
Toronto, ON M8Z 4E6
Canada
Phone: 905.827.6400
Toll Free: 855.668.8722
Fax: 905.827.6402
canada.inquires@bio-techne.com

Bio-Techne Ltd

19 Barton Lane
Abingdon Science Park
Abingdon, OX14 3NB, United Kingdom
Phone: (44) (0) 1235 529449
Free Phone: 0800 37 34 15
Fax: (44) (0) 1235 533420
info.EMEA@bio-techne.com

General Contact Information

www.novusbio.com
Technical Support: nb-technical@bio-techne.com
Orders: nb-customerservice@bio-techne.com
General: novus@novusbio.com

Products Related to NBP1-87191

NBP1-87191PEP	PTP1B/PTPN1 Recombinant Protein Antigen
HAF008	Goat anti-Rabbit IgG Secondary Antibody [HRP]
NB7160	Goat anti-Rabbit IgG (H+L) Secondary Antibody [HRP]
NBP2-24891	Rabbit IgG Isotype Control

Limitations

This product is for research use only and is not approved for use in humans or in clinical diagnosis. Primary Antibodies are guaranteed for 1 year from date of receipt.

For more information on our 100% guarantee, please visit www.novusbio.com/guarantee

Earn gift cards/discounts by submitting a review: www.novusbio.com/reviews/submit/NBP1-87191

Earn gift cards/discounts by submitting a publication using this product:
www.novusbio.com/publications

