

Product Datasheet

Sirtuin 1/SIRT1 Antibody - BSA Free NBP1-87038

Unit Size: 0.1 ml

Store at 4C short term. Aliquot and store at -20C long term. Avoid freeze-thaw cycles.

www.novusbio.com



technical@novusbio.com

Publications: 3

Protocols, Publications, Related Products, Reviews, Research Tools and Images at:
www.novusbio.com/NBP1-87038

Updated 2/21/2025 v.20.1

Earn rewards for product
reviews and publications.

Submit a publication at www.novusbio.com/publications

Submit a review at www.novusbio.com/reviews/destination/NBP1-87038



NBP1-87038

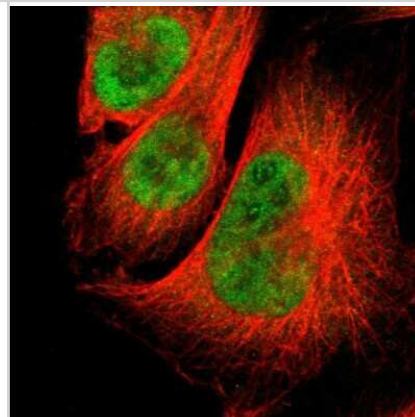
Sirtuin 1/SIRT1 Antibody - BSA Free

Product Information	
Unit Size	0.1 ml
Concentration	Concentrations vary lot to lot. See vial label for concentration. If unlisted please contact technical services.
Storage	Store at 4C short term. Aliquot and store at -20C long term. Avoid freeze-thaw cycles.
Clonality	Polyclonal
Preservative	0.02% Sodium Azide
Isotype	IgG
Purity	Immunogen affinity purified
Buffer	PBS (pH 7.2) and 40% Glycerol
Product Description	
Host	Rabbit
Gene ID	23411
Gene Symbol	SIRT1
Species	Human, Mouse
Reactivity Notes	Immunogen displays the following percentage of sequence identity for non-tested species: Rat (80%). Human reactivity reported in scientific literature (PMID: 25146318). Mouse reactivity reported in the scientific literature (PMID: 26046931).
Marker	Nuclear Marker
Immunogen	This antibody was developed against Recombinant Protein corresponding to amino acids: IVTLLDQAAKSNDDLDVSESKGCMEEKPQEVQTSRNVESIAEQMENPDLKNVG SSTGEKNERTSVAGTVRKCWPNRVAKEQISRRLDGNQYLFLPPNRYIFHGAEV YDSEDDVLSSSSCGSNSD
Product Application Details	
Applications	Western Blot, Immunocytochemistry/ Immunofluorescence, Immunohistochemistry, Immunohistochemistry-Paraffin
Recommended Dilutions	Western Blot 0.04-0.4 ug/ml, Immunohistochemistry 1:200 - 1:500, Immunocytochemistry/ Immunofluorescence 0.25-2 ug/ml, Immunohistochemistry-Paraffin 1:200 - 1:500
Application Notes	For IHC-Paraffin, HIER pH 6 retrieval is recommended. ICC/IF Fixation Permeabilization: Use PFA/Triton X-100. Use in Western blot reported in scientific literature (PMID 26791201).

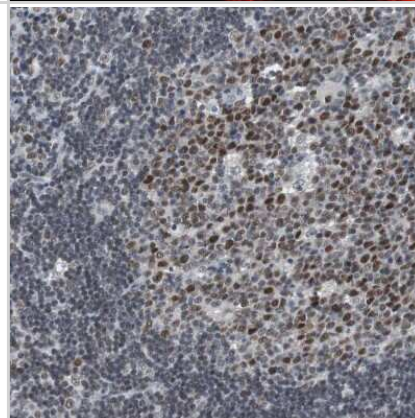


Images

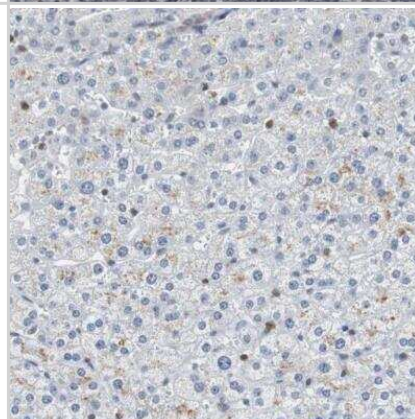
Immunocytochemistry/Immunofluorescence: Sirtuin 1/SIRT1 Antibody [NBP1-87038] - Staining of human cell line U-251 MG shows localization to nucleus & cytosol. Antibody staining is shown in green.



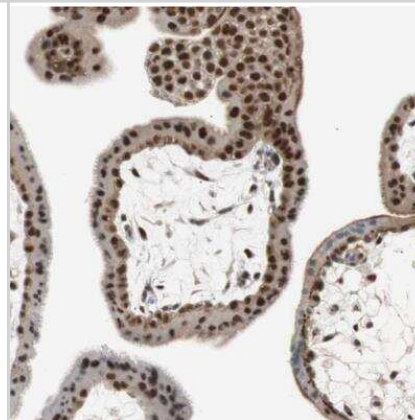
Immunohistochemistry-Paraffin: Sirtuin 1/SIRT1 Antibody [NBP1-87038] - Staining of human lymph node shows moderate to strong nuclear positivity in germinal center cells.



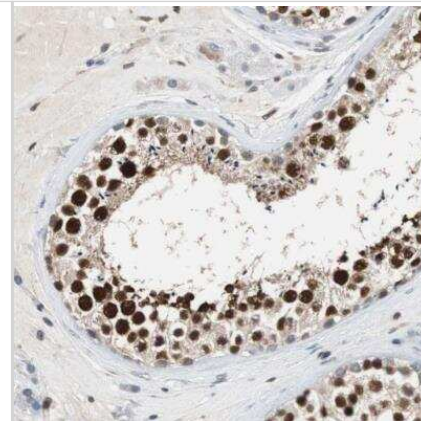
Immunohistochemistry-Paraffin: Sirtuin 1/SIRT1 Antibody [NBP1-87038] - Staining of human liver shows no positivity in hepatocytes as expected.



Immunohistochemistry-Paraffin: Sirtuin 1/SIRT1 Antibody [NBP1-87038] - Staining of human placenta shows strong nuclear positivity in trophoblastic cells.



Immunohistochemistry-Paraffin: Sirtuin 1/SIRT1 Antibody [NBP1-87038]
- Staining of human testis shows strong nuclear positivity in cells in seminiferous ducts.



Publications

Theendakara V, Peters-Libeu CA, Spilman P et al. Direct Transcriptional Effects of Apolipoprotein E. J. Neurosci. 2016-01-20 [PMID: 26791201] (WB, Human)

Pinho AV, Bensellam M, Wauters E et al. Pancreas-Specific Sirt1-Deficiency in Mice Compromises Beta-Cell Function without Development of Hyperglycemia. PLoS One 2015-01-01 [PMID: 26046931] (WB, Mouse)

Noguchi A, Kikuchi K, Zheng H et al. SIRT1 expression is associated with a poor prognosis, whereas DBC1 is associated with favorable outcomes in gastric cancer. Cancer Med 2014-12-01 [PMID: 25146318] (IF/IHC, Human)



Novus Biologicals USA

10730 E. Briarwood Avenue
Centennial, CO 80112
USA
Phone: 303.730.1950
Toll Free: 1.888.506.6887
Fax: 303.730.1966
nb-customerservice@bio-techne.com

Bio-Techne Canada

21 Canmotor Ave
Toronto, ON M8Z 4E6
Canada
Phone: 905.827.6400
Toll Free: 855.668.8722
Fax: 905.827.6402
canada.inquires@bio-techne.com

Bio-Techne Ltd

19 Barton Lane
Abingdon Science Park
Abingdon, OX14 3NB, United Kingdom
Phone: (44) (0) 1235 529449
Free Phone: 0800 37 34 15
Fax: (44) (0) 1235 533420
info.EMEA@bio-techne.com

General Contact Information

www.novusbio.com
Technical Support: nb-technical@bio-techne.com
Orders: nb-customerservice@bio-techne.com
General: novus@novusbio.com

Products Related to NBP1-87038

NBP1-87038PEP	Sirtuin 1/SIRT1 Recombinant Protein Antigen
HAF008	Goat anti-Rabbit IgG Secondary Antibody [HRP]
NB7160	Goat anti-Rabbit IgG (H+L) Secondary Antibody [HRP]
NBP2-24891	Rabbit IgG Isotype Control

Limitations

This product is for research use only and is not approved for use in humans or in clinical diagnosis. Primary Antibodies are guaranteed for 1 year from date of receipt.

For more information on our 100% guarantee, please visit www.novusbio.com/guarantee

Earn gift cards/discounts by submitting a review: www.novusbio.com/reviews/submit/NBP1-87038

Earn gift cards/discounts by submitting a publication using this product:
www.novusbio.com/publications

