

Product Datasheet

DNAJC8 Antibody - BSA Free

NBP1-87015

Unit Size: 0.1 ml

Store at 4C short term. Aliquot and store at -20C long term. Avoid freeze-thaw cycles.

www.novusbio.com



technical@novusbio.com

Reviews: 1

Protocols, Publications, Related Products, Reviews, Research Tools and Images at:
www.novusbio.com/NBP1-87015

Updated 4/13/2025 v.20.1

Earn rewards for product
reviews and publications.

Submit a publication at www.novusbio.com/publications

Submit a review at www.novusbio.com/reviews/destination/NBP1-87015



NBP1-87015

DNAJC8 Antibody - BSA Free

Product Information

Unit Size	0.1 ml
Concentration	Concentrations vary lot to lot. See vial label for concentration. If unlisted please contact technical services.
Storage	Store at 4C short term. Aliquot and store at -20C long term. Avoid freeze-thaw cycles.
Clonality	Polyclonal
Preservative	0.02% Sodium Azide
Isotype	IgG
Purity	Immunogen affinity purified
Buffer	PBS (pH 7.2) and 40% Glycerol

Product Description

Host	Rabbit
Gene ID	22826
Gene Symbol	DNAJC8
Species	Human
Immunogen	This antibody was developed against Recombinant Protein corresponding to amino acids: ELEIKRKEREAKEMHERKRQREEEIEAQEKAKREREWQKNFEESRDGRVDSW RNFQANTKGKKEKKNRTFLRPPKVK

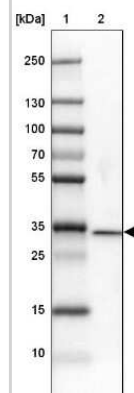
Product Application Details

Applications	Western Blot, Simple Western, Immunohistochemistry, Immunohistochemistry-Paraffin
Recommended Dilutions	Western Blot 0.04-0.4 ug/ml, Simple Western 1:5, Immunohistochemistry 1:50 - 1:200, Immunohistochemistry-Paraffin 1:50 - 1:200
Application Notes	For IHC-Paraffin, HIER pH 6 retrieval is recommended. In Simple Western only 10 - 15 uL of the recommended dilution is used per data point. See Simple Western Antibody Database for Simple Western validation: Tested in Ntera-2 lysate(s), separated by Size, antibody dilution of 1:5, apparent MW was 41 kDa.

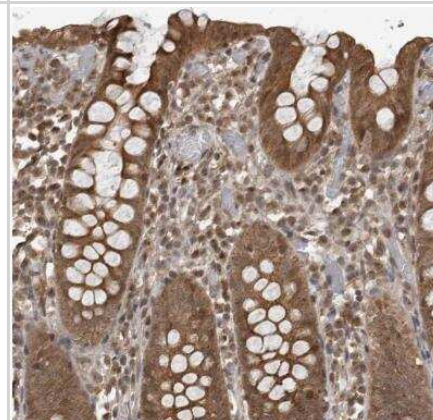


Images

Western Blot: DNAJC8 Antibody [NBP1-87015] - Lane 1: Marker [kDa] 250, 130, 100, 70, 55, 35, 25, 15, 10. Lane 2: NTERA-2 High



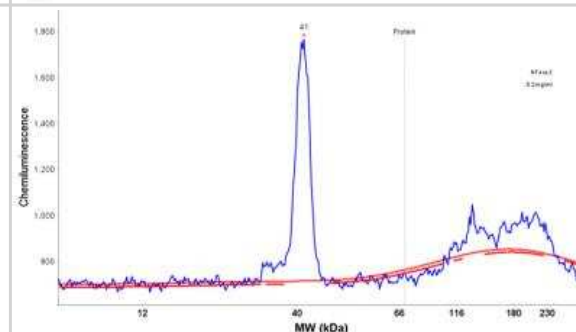
Immunohistochemistry-Paraffin: DNAJC8 Antibody [NBP1-87015] - Staining of human colon shows moderate cytoplasmic positivity in glandular cells.



Simple Western: DNAJC8 Antibody [NBP1-87015] - Simple Western lane view shows a specific band for DNAJC8 in 0.2 mg/ml of Ntera-2 lysate(s). This experiment was performed under reducing conditions using the 12-230 kDa separation system.



Simple Western: DNAJC8 Antibody [NBP1-87015] - Electropherogram image of the corresponding Simple Western lane view. DNAJC8 antibody was used at 1:5 dilution on Ntera-2 lysate(s) respectively.





Novus Biologicals USA

10730 E. Briarwood Avenue
Centennial, CO 80112
USA
Phone: 303.730.1950
Toll Free: 1.888.506.6887
Fax: 303.730.1966
nb-customerservice@bio-techne.com

Bio-Techne Canada

21 Canmotor Ave
Toronto, ON M8Z 4E6
Canada
Phone: 905.827.6400
Toll Free: 855.668.8722
Fax: 905.827.6402
canada.inquires@bio-techne.com

Bio-Techne Ltd

19 Barton Lane
Abingdon Science Park
Abingdon, OX14 3NB, United Kingdom
Phone: (44) (0) 1235 529449
Free Phone: 0800 37 34 15
Fax: (44) (0) 1235 533420
info.EMEA@bio-techne.com

General Contact Information

www.novusbio.com
Technical Support: nb-technical@bio-techne.com
Orders: nb-customerservice@bio-techne.com
General: novus@novusbio.com

Products Related to NBP1-87015

NBP1-87015PEP	DNAJC8 Recombinant Protein Antigen
HAF008	Goat anti-Rabbit IgG Secondary Antibody [HRP]
NB7160	Goat anti-Rabbit IgG (H+L) Secondary Antibody [HRP]
NBP2-24891	Rabbit IgG Isotype Control

Limitations

This product is for research use only and is not approved for use in humans or in clinical diagnosis. Primary Antibodies are guaranteed for 1 year from date of receipt.

For more information on our 100% guarantee, please visit www.novusbio.com/guarantee

Earn gift cards/discounts by submitting a review: www.novusbio.com/reviews/submit/NBP1-87015

Earn gift cards/discounts by submitting a publication using this product:
www.novusbio.com/publications

