

Product Datasheet

Cytosolic Sulfotransferase 1C2/SULT1C2 Antibody - BSA Free NBP1-86994

Unit Size: 0.1 ml

Store at 4C short term. Aliquot and store at -20C long term. Avoid freeze-thaw cycles.

www.novusbio.com



technical@novusbio.com

Protocols, Publications, Related Products, Reviews, Research Tools and Images at:
www.novusbio.com/NBP1-86994

Updated 12/2/2025 v.20.1

Earn rewards for product
reviews and publications.

Submit a publication at www.novusbio.com/publications

Submit a review at www.novusbio.com/reviews/destination/NBP1-86994



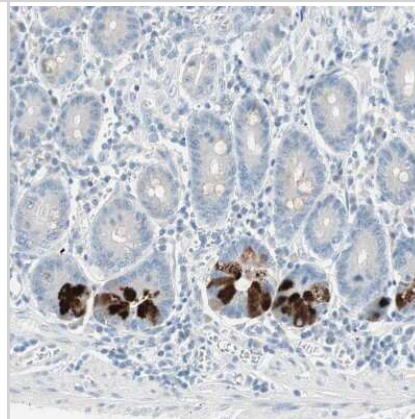
NBP1-86994**Cytosolic Sulfotransferase 1C2/SULT1C2 Antibody - BSA Free**

Product Information	
Unit Size	0.1 ml
Concentration	Concentrations vary lot to lot. See vial label for concentration. If unlisted please contact technical services.
Storage	Store at 4C short term. Aliquot and store at -20C long term. Avoid freeze-thaw cycles.
Clonality	Polyclonal
Preservative	0.02% Sodium Azide
Isotype	IgG
Purity	Affinity purified
Buffer	PBS (pH 7.2) and 40% Glycerol
Product Description	
Description	Novus Biologicals Rabbit Cytosolic Sulfotransferase 1C2/SULT1C2 Antibody - BSA Free (NBP1-86994) is a polyclonal antibody validated for use in IHC and WB. All Novus Biologicals antibodies are covered by our 100% guarantee.
Host	Rabbit
Gene ID	6819
Gene Symbol	SULT1C2
Species	Human
Reactivity Notes	Immunogen displays the following percentage of sequence identity for non-tested species: Mouse (87%), Rat (88%)
Immunogen	This antibody was developed against Recombinant Protein corresponding to amino acids: PATVDNWSQIQSFQAKPDDLLICTYPKAGTTWQEIIVDMIEQNGDVEKQCRAIIQ HRHPFIEWARPPQPSGVEKAKAMPSPRILKTHLSTQLLPPSFWENNCKFLYVA RNAKDCMVSYHFQRMNH
Product Application Details	
Applications	Western Blot, Immunohistochemistry-Paraffin, Immunohistochemistry
Recommended Dilutions	Western Blot 0.04-0.4 ug/ml, Immunohistochemistry 1:50 - 1:200, Immunohistochemistry-Paraffin 1:50 - 1:200
Application Notes	For IHC-Paraffin, HIER pH 6 retrieval is recommended. Immunocytochemistry/Immunofluorescence Fixation Permeabilization: Use PFA/Triton X-100.

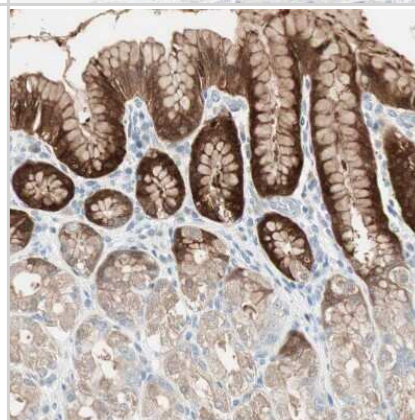


Images

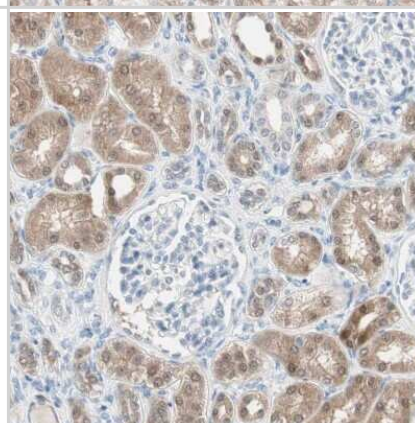
Immunohistochemistry-Paraffin: Cytosolic Sulfotransferase 1C2/SULT1C2 Antibody [NBP1-86994] - Staining of human small intestine shows strong cytoplasmic positivity in a subset of glandular cells.



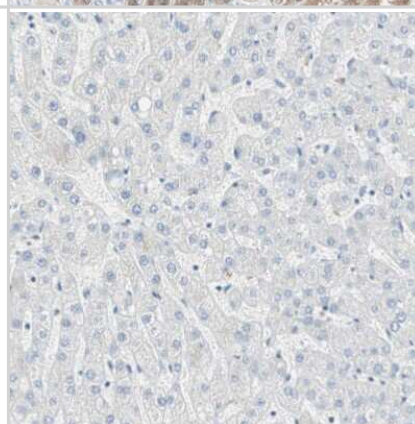
Immunohistochemistry-Paraffin: Cytosolic Sulfotransferase 1C2/SULT1C2 Antibody [NBP1-86994] - Staining of human stomach shows moderate to strong cytoplasmic positivity in glandular cells.



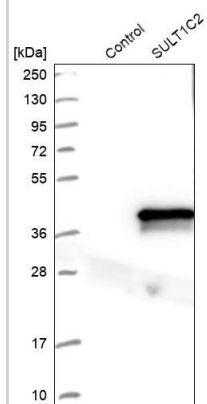
Immunohistochemistry-Paraffin: Cytosolic Sulfotransferase 1C2/SULT1C2 Antibody [NBP1-86994] - Staining of human kidney shows moderate cytoplasmic positivity in cells in tubules.



Immunohistochemistry-Paraffin: Cytosolic Sulfotransferase 1C2/SULT1C2 Antibody [NBP1-86994] - Staining of human liver shows no positivity in hepatocytes as expected.



Analysis in control (vector only transfected HEK293T lysate) and SULT1C2 over-expression lysate (Co-expressed with a C-terminal myc-DDK tag (~3.1 kDa) in mammalian HEK293T cells).





Novus Biologicals USA

10730 E. Briarwood Avenue
Centennial, CO 80112
USA
Phone: 303.730.1950
Toll Free: 1.888.506.6887
Fax: 303.730.1966
nb-customerservice@bio-techne.com

Bio-Techne Canada

21 Canmotor Ave
Toronto, ON M8Z 4E6
Canada
Phone: 905.827.6400
Toll Free: 855.668.8722
Fax: 905.827.6402
canada.inquires@bio-techne.com

Bio-Techne Ltd

19 Barton Lane
Abingdon Science Park
Abingdon, OX14 3NB, United Kingdom
Phone: (44) (0) 1235 529449
Free Phone: 0800 37 34 15
Fax: (44) (0) 1235 533420
info.EMEA@bio-techne.com

General Contact Information

www.novusbio.com
Technical Support: nb-technical@bio-techne.com
Orders: nb-customerservice@bio-techne.com
General: novus@novusbio.com

Products Related to NBP1-86994

NBP1-86994PEP	Cytosolic Sulfotransferase 1C2/SULT1C2 Recombinant Protein Antigen
NBP2-33376H	Blue Marker Antibody (6F4-F6) [HRP]
HAF008	Goat anti-Rabbit IgG Secondary Antibody [HRP]
NB7160	Goat anti-Rabbit IgG (H+L) Secondary Antibody [HRP]
NBP2-24891	Rabbit IgG Isotype Control

Limitations

This product is for research use only and is not approved for use in humans or in clinical diagnosis. Primary Antibodies are guaranteed for 1 year from date of receipt.

For more information on our 100% guarantee, please visit www.novusbio.com/guarantee

Earn gift cards/discounts by submitting a review: www.novusbio.com/reviews/submit/NBP1-86994

Earn gift cards/discounts by submitting a publication using this product:
www.novusbio.com/publications

