

Product Datasheet

Integrin alpha 8 Antibody - BSA Free NBP1-86519

Unit Size: 0.1 ml

Store at 4C short term. Aliquot and store at -20C long term. Avoid freeze-thaw cycles.

www.novusbio.com



technical@novusbio.com

Publications: 3

Protocols, Publications, Related Products, Reviews, Research Tools and Images at:
www.novusbio.com/NBP1-86519

Updated 3/25/2025 v.20.1

Earn rewards for product
reviews and publications.

Submit a publication at www.novusbio.com/publications

Submit a review at www.novusbio.com/reviews/destination/NBP1-86519



NBP1-86519

Integrin alpha 8 Antibody - BSA Free

Product Information	
Unit Size	0.1 ml
Concentration	Concentrations vary lot to lot. See vial label for concentration. If unlisted please contact technical services.
Storage	Store at 4C short term. Aliquot and store at -20C long term. Avoid freeze-thaw cycles.
Clonality	Polyclonal
Preservative	0.02% Sodium Azide
Isotype	IgG
Purity	Immunogen affinity purified
Buffer	PBS (pH 7.2) and 40% Glycerol

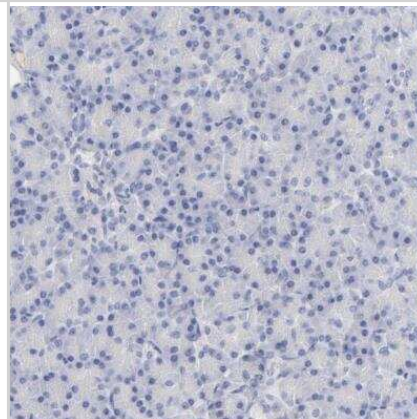
Product Description	
Host	Rabbit
Gene ID	8516
Gene Symbol	ITGA8
Species	Human
Immunogen	This antibody was developed against Recombinant Protein corresponding to amino acids: HKEEEVGPLVEHIYELHNIGPSTISDTILEVGWPF SARDEFLLYIFHIQTLGPLQC QPNPNINPQDIKPAASPEDTPELSAFLRNSTIPHLVRKRDRVHVVEFHRQSPAKIL NCTNIECLQISCA

Product Application Details	
Applications	Immunohistochemistry, Immunohistochemistry-Paraffin
Recommended Dilutions	Immunohistochemistry 1:200 - 1:500, Immunohistochemistry-Paraffin 1:200 - 1:500
Application Notes	For IHC-Paraffin, HIER pH 6 retrieval is recommended.

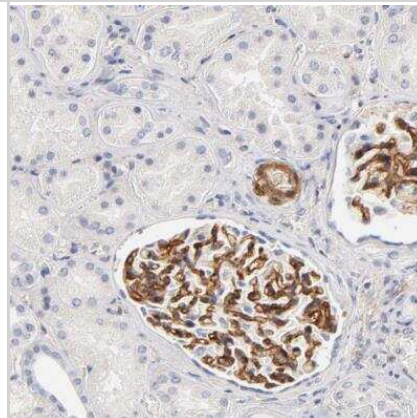


Images

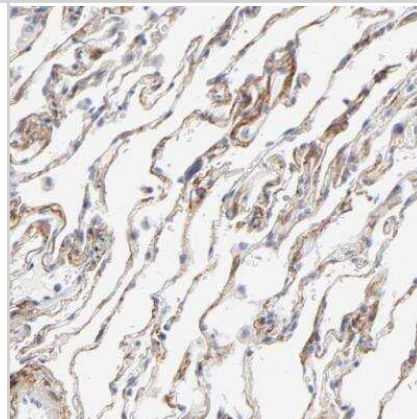
Immunohistochemistry-Paraffin: Integrin alpha 8 Antibody [NBP1-86519]
- Staining of human pancreas shows no positivity in exocrine glandular cells as expected.



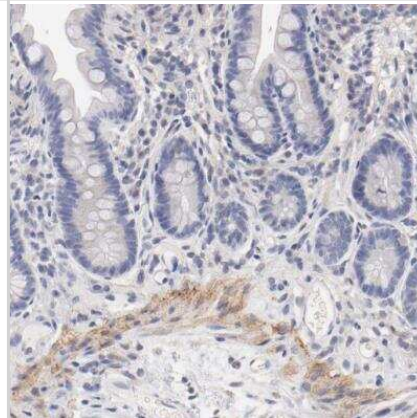
Immunohistochemistry-Paraffin: Integrin alpha 8 Antibody [NBP1-86519]
- Staining of human kidney shows strong membranous positivity in cells in glomeruli, while cells in tubules are negative.



Immunohistochemistry-Paraffin: Integrin alpha 8 Antibody [NBP1-86519]
- Staining of human lung shows weak to moderate membranous positivity in pneumocytes.



Immunohistochemistry-Paraffin: Integrin alpha 8 Antibody [NBP1-86519]
- Staining of human small intestine shows weak to moderate membranous positivity in smooth muscle cells.



Publications

Magnussen SN, Toraskar J, Wilhelm I, Hasko J et Al. Nephronectin promotes breast cancer brain metastatic colonization via its integrin-binding domains Sci Rep 2020-07-24 [PMID: 32699247]

Shintaro Komatsu, Noritoshi Kato, Hiroki Kitai, Yoshio Funahashi, Yuhei Noda, Shoma Tsubota, Akihito Tanaka, Yuka Sato, Kayaho Maeda, Shoji Saito, Kazuhiro Furuhashi, Takuji Ishimoto, Tomoki Kosugi, Shoichi Maruyama, Kenji Kadomatsu Detecting and exploring kidney-derived extracellular vesicles in plasma Clinical and Experimental Nephrology 2024-03-04 [PMID: 38436899]

Wang Y, Wang W, Yang X et al. ITGA8 positive cells in the conventional outflow tissue exhibit Schlemm's canal endothelial cell properties Life sciences 2021-05-04 [PMID: 33961857] (IF/IHC, Human)





Novus Biologicals USA

10730 E. Briarwood Avenue
Centennial, CO 80112
USA
Phone: 303.730.1950
Toll Free: 1.888.506.6887
Fax: 303.730.1966
nb-customerservice@bio-techne.com

Bio-Techne Canada

21 Canmotor Ave
Toronto, ON M8Z 4E6
Canada
Phone: 905.827.6400
Toll Free: 855.668.8722
Fax: 905.827.6402
canada.inquires@bio-techne.com

Bio-Techne Ltd

19 Barton Lane
Abingdon Science Park
Abingdon, OX14 3NB, United Kingdom
Phone: (44) (0) 1235 529449
Free Phone: 0800 37 34 15
Fax: (44) (0) 1235 533420
info.EMEA@bio-techne.com

General Contact Information

www.novusbio.com
Technical Support: nb-technical@bio-techne.com
Orders: nb-customerservice@bio-techne.com
General: novus@novusbio.com

Products Related to NBP1-86519

NBP1-86519PEP	Integrin alpha 8 Recombinant Protein Antigen
HAF008	Goat anti-Rabbit IgG Secondary Antibody [HRP]
NB7160	Goat anti-Rabbit IgG (H+L) Secondary Antibody [HRP]
NBP2-24891	Rabbit IgG Isotype Control

Limitations

This product is for research use only and is not approved for use in humans or in clinical diagnosis. Primary Antibodies are guaranteed for 1 year from date of receipt.

For more information on our 100% guarantee, please visit www.novusbio.com/guarantee

Earn gift cards/discounts by submitting a review: www.novusbio.com/reviews/submit/NBP1-86519

Earn gift cards/discounts by submitting a publication using this product:
www.novusbio.com/publications

