

# Product Datasheet

## CSMD3 Antibody - BSA Free

### NBP1-86371

Unit Size: 0.1 ml

Store at 4C short term. Aliquot and store at -20C long term. Avoid freeze-thaw cycles.

[www.novusbio.com](http://www.novusbio.com)



[technical@novusbio.com](mailto:technical@novusbio.com)

#### Publications: 1

Protocols, Publications, Related Products, Reviews, Research Tools and Images at:  
[www.novusbio.com/NBP1-86371](http://www.novusbio.com/NBP1-86371)

Updated 12/2/2025 v.20.1

Earn rewards for product  
reviews and publications.

Submit a publication at [www.novusbio.com/publications](http://www.novusbio.com/publications)

Submit a review at [www.novusbio.com/reviews/destination/NBP1-86371](http://www.novusbio.com/reviews/destination/NBP1-86371)



**NBP1-86371**

CSMD3 Antibody - BSA Free

Product Information	
<b>Unit Size</b>	0.1 ml
<b>Concentration</b>	Concentrations vary lot to lot. See vial label for concentration. If unlisted please contact technical services.
<b>Storage</b>	Store at 4C short term. Aliquot and store at -20C long term. Avoid freeze-thaw cycles.
<b>Clonality</b>	Polyclonal
<b>Preservative</b>	0.02% Sodium Azide
<b>Isotype</b>	IgG
<b>Purity</b>	Affinity purified
<b>Buffer</b>	PBS (pH 7.2) and 40% Glycerol

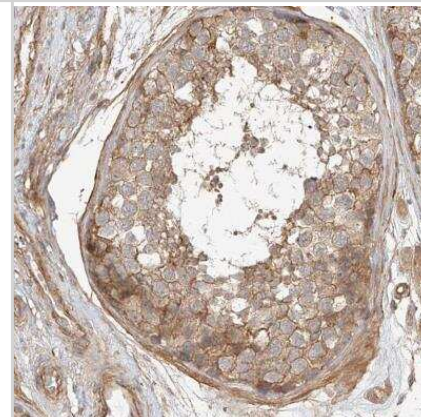
Product Description	
<b>Description</b>	Novus Biologicals Rabbit CSMD3 Antibody - BSA Free (NBP1-86371) is a polyclonal antibody validated for use in IHC. Anti-CSMD3 Antibody: Cited in 1 publication. All Novus Biologicals antibodies are covered by our 100% guarantee.
<b>Host</b>	Rabbit
<b>Gene ID</b>	114788
<b>Gene Symbol</b>	CSMD3
<b>Species</b>	Human
<b>Immunogen</b>	This antibody was developed against Recombinant Protein corresponding to amino acids: IPANGLRYGDDYVVGQNVSYMCQPGYTMELNGSRIRTCTINGTWSGVMPTCR AVTCPTPPQISNGRLEGTNFDWGFISISYICSPGYELSFPAVLTCVGN

Product Application Details	
<b>Applications</b>	Immunohistochemistry-Paraffin, Immunohistochemistry
<b>Recommended Dilutions</b>	Immunohistochemistry 1:50 - 1:200, Immunohistochemistry-Paraffin 1:50 - 1:200
<b>Application Notes</b>	For IHC-Paraffin, HIER pH 6 retrieval is recommended.

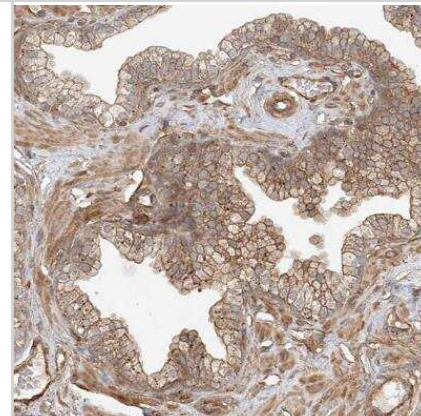


## Images

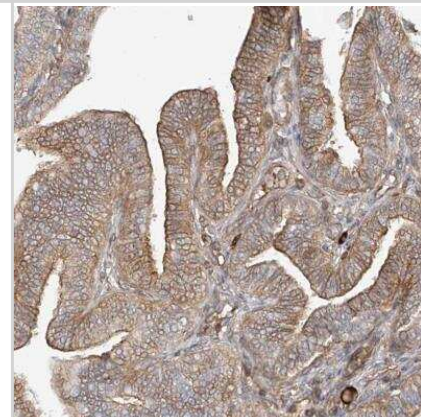
Immunohistochemistry-Paraffin: CSMD3 Antibody [NBP1-86371] - Staining of human testis shows moderate membranous positivity in cells in seminiferous ducts.



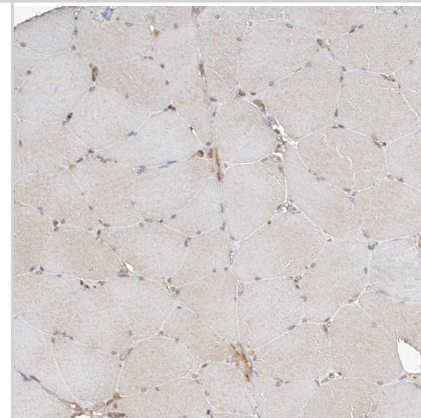
Immunohistochemistry-Paraffin: CSMD3 Antibody [NBP1-86371] - Staining of human prostate shows moderate membranous positivity in glandular cells.



Immunohistochemistry-Paraffin: CSMD3 Antibody [NBP1-86371] - Staining of human Fallopian tube shows moderate membranous positivity in glandular cells.



Staining of human skeletal muscle shows very weak positivity in myocytes as expected.



## Publications

Jiang N, Zhou J, Zhang W et al. RNF213 gene mutation in circulating tumor DNA detected by targeted next-generation sequencing in the assisted discrimination of early-stage lung cancer from pulmonary nodules Thoracic Cancer 2021-01-01 [PMID: 33200540]



### Novus Biologicals USA

10730 E. Briarwood Avenue  
Centennial, CO 80112  
USA

Phone: 303.730.1950

Toll Free: 1.888.506.6887

Fax: 303.730.1966

[nb-customerservice@bio-techne.com](mailto:nb-customerservice@bio-techne.com)

### Bio-Techne Canada

21 Canmotor Ave  
Toronto, ON M8Z 4E6  
Canada

Phone: 905.827.6400

Toll Free: 855.668.8722

Fax: 905.827.6402

[canada.inquires@bio-techne.com](mailto:canada.inquires@bio-techne.com)

### Bio-Techne Ltd

19 Barton Lane  
Abingdon Science Park  
Abingdon, OX14 3NB, United Kingdom

Phone: (44) (0) 1235 529449

Free Phone: 0800 37 34 15

Fax: (44) (0) 1235 533420

[info.EMEA@bio-techne.com](mailto:info.EMEA@bio-techne.com)

### General Contact Information

[www.novusbio.com](http://www.novusbio.com)

Technical Support: [nb-technical@bio-techne.com](mailto:nb-technical@bio-techne.com)

Orders: [nb-customerservice@bio-techne.com](mailto:nb-customerservice@bio-techne.com)

General: [novus@novusbio.com](mailto:novus@novusbio.com)

### Products Related to NBP1-86371

NBP1-86371PEP

CSMD3 Recombinant Protein Antigen

HAF008

Goat anti-Rabbit IgG Secondary Antibody [HRP]

NB7160

Goat anti-Rabbit IgG (H+L) Secondary Antibody [HRP]

NBP2-24891

Rabbit IgG Isotype Control

### Limitations

This product is for research use only and is not approved for use in humans or in clinical diagnosis. Primary Antibodies are guaranteed for 1 year from date of receipt.

For more information on our 100% guarantee, please visit [www.novusbio.com/guarantee](http://www.novusbio.com/guarantee)

Earn gift cards/discounts by submitting a review: [www.novusbio.com/reviews/submit/NBP1-86371](http://www.novusbio.com/reviews/submit/NBP1-86371)

Earn gift cards/discounts by submitting a publication using this product:

[www.novusbio.com/publications](http://www.novusbio.com/publications)

