

Product Datasheet

Jagged 2 Antibody - BSA Free NBP1-86337

Unit Size: 0.1 ml

Store at 4C short term. Aliquot and store at -20C long term. Avoid freeze-thaw cycles.

www.novusbio.com



technical@novusbio.com

Publications: 3

Protocols, Publications, Related Products, Reviews, Research Tools and Images at:
www.novusbio.com/NBP1-86337

Updated 12/2/2025 v.20.1

Earn rewards for product
reviews and publications.

Submit a publication at www.novusbio.com/publications

Submit a review at www.novusbio.com/reviews/destination/NBP1-86337



NBP1-86337

Jagged 2 Antibody - BSA Free

Product Information	
Unit Size	0.1 ml
Concentration	Concentrations vary lot to lot. See vial label for concentration. If unlisted please contact technical services.
Storage	Store at 4C short term. Aliquot and store at -20C long term. Avoid freeze-thaw cycles.
Clonality	Polyclonal
Preservative	0.02% Sodium Azide
Isotype	IgG
Purity	Affinity purified
Buffer	PBS (pH 7.2) and 40% Glycerol

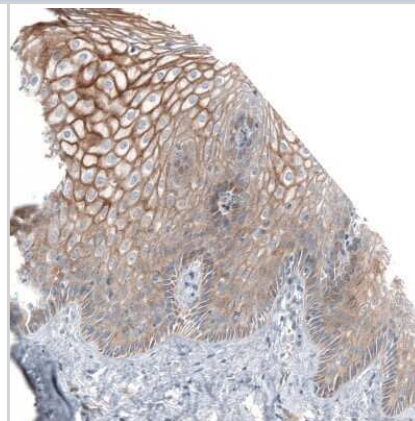
Product Description	
Description	Novus Biologicals Rabbit Jagged 2 Antibody - BSA Free (NBP1-86337) is a polyclonal antibody validated for use in IHC. Anti-Jagged 2 Antibody: Cited in 3 publications. All Novus Biologicals antibodies are covered by our 100% guarantee.
Host	Rabbit
Gene ID	3714
Gene Symbol	JAG2
Species	Human, Mouse
Reactivity Notes	Mouse reactivity reported in scientific literature (PMID: 27183608).
Immunogen	This antibody was developed against Recombinant Protein corresponding to amino acids: LVVIPFQFAWPRSFTLIVEAWDWDNDTTPNEELLIERVSHAGMINPEDRWKSLH FSGHVAHLELQIRVRCDENYYS

Product Application Details	
Applications	Immunohistochemistry-Paraffin, Immunohistochemistry, Immunohistochemistry-Frozen
Recommended Dilutions	Immunohistochemistry 1:50 - 1:200, Immunohistochemistry-Paraffin 1:50 - 1:200, Immunohistochemistry-Frozen Reported in scientific literature (PMID 27183608)
Application Notes	For IHC-Paraffin, HIER pH 6 retrieval is recommended.

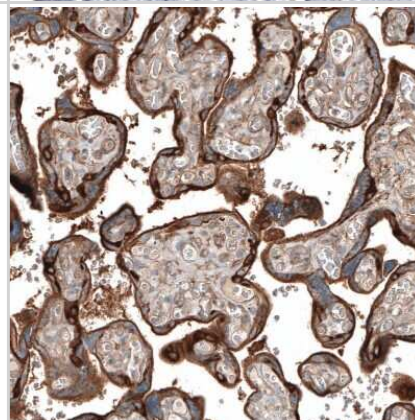


Images

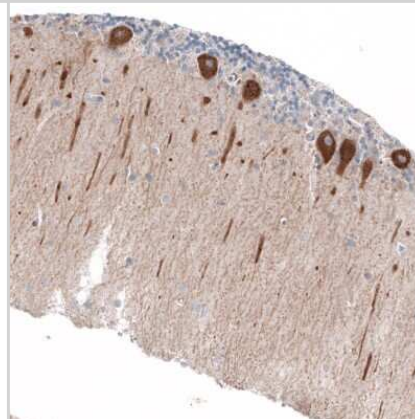
Immunohistochemistry-Paraffin: Jagged 2 Antibody [NBP1-86337] - Staining of human cervix, uterine shows moderate membranous positivity in squamous epithelial cells.



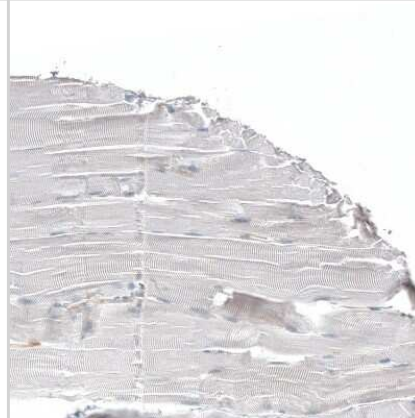
Immunohistochemistry-Paraffin: Jagged 2 Antibody [NBP1-86337] - Staining of human placenta shows strong membranous positivity in trophoblastic cells.



Immunohistochemistry-Paraffin: Jagged 2 Antibody [NBP1-86337] - Staining of human cerebellum shows moderate cytoplasmic positivity in Purkinje cells.



Immunohistochemistry-Paraffin: Jagged 2 Antibody [NBP1-86337] - Staining of human skeletal muscle shows no positivity as expected.



Publications

Kondratyev M, Pesic A, Ketela T et al. Identification of acquired Notch3 dependency in metastatic Head and Neck Cancer Communications biology 2023-05-18 [PMID: 37202533] (Immunohistochemistry-Paraffin, Human)

Hatano K, Saigo C et al. Overexpression of JAG2 is related to poor outcomes in oral squamous cell carcinoma. Clin Exp Dent Res 2020-01-04 [PMID: 32250571] (IF/IHC, Human)

Ihara S, Hirata Y, Serizawa T, Suzuki N. TGF-beta Signaling in Dendritic Cells Governs Colonic Homeostasis by Controlling Epithelial Differentiation and the Luminal Microbiota. J Immunol. 2016-04-22 [PMID: 27183608] (IHC-Fr, Mouse)





Novus Biologicals USA

10730 E. Briarwood Avenue
Centennial, CO 80112
USA
Phone: 303.730.1950
Toll Free: 1.888.506.6887
Fax: 303.730.1966
nb-customerservice@bio-techne.com

Bio-Techne Canada

21 Canmotor Ave
Toronto, ON M8Z 4E6
Canada
Phone: 905.827.6400
Toll Free: 855.668.8722
Fax: 905.827.6402
canada.inquires@bio-techne.com

Bio-Techne Ltd

19 Barton Lane
Abingdon Science Park
Abingdon, OX14 3NB, United Kingdom
Phone: (44) (0) 1235 529449
Free Phone: 0800 37 34 15
Fax: (44) (0) 1235 533420
info.EMEA@bio-techne.com

General Contact Information

www.novusbio.com
Technical Support: nb-technical@bio-techne.com
Orders: nb-customerservice@bio-techne.com
General: novus@novusbio.com

Products Related to NBP1-86337

NBP1-86337PEP	Jagged 2 Recombinant Protein Antigen
HAF008	Goat anti-Rabbit IgG Secondary Antibody [HRP]
NB7160	Goat anti-Rabbit IgG (H+L) Secondary Antibody [HRP]
NBP2-24891	Rabbit IgG Isotype Control

Limitations

This product is for research use only and is not approved for use in humans or in clinical diagnosis. Primary Antibodies are guaranteed for 1 year from date of receipt.

For more information on our 100% guarantee, please visit www.novusbio.com/guarantee

Earn gift cards/discounts by submitting a review: www.novusbio.com/reviews/submit/NBP1-86337

Earn gift cards/discounts by submitting a publication using this product:
www.novusbio.com/publications

