

# Product Datasheet

## ARG2 Antibody - BSA Free NBP1-86189

Unit Size: 0.1 ml

Store at 4C short term. Aliquot and store at -20C long term. Avoid freeze-thaw cycles.

[www.novusbio.com](http://www.novusbio.com)



[technical@novusbio.com](mailto:technical@novusbio.com)

### Publications: 3

Protocols, Publications, Related Products, Reviews, Research Tools and Images at:  
[www.novusbio.com/NBP1-86189](http://www.novusbio.com/NBP1-86189)

Updated 2/21/2025 v.20.1

Earn rewards for product  
reviews and publications.

Submit a publication at [www.novusbio.com/publications](http://www.novusbio.com/publications)

Submit a review at [www.novusbio.com/reviews/destination/NBP1-86189](http://www.novusbio.com/reviews/destination/NBP1-86189)



**NBP1-86189**

ARG2 Antibody - BSA Free

Product Information	
Unit Size	0.1 ml
Concentration	Concentrations vary lot to lot. See vial label for concentration. If unlisted please contact technical services.
Storage	Store at 4C short term. Aliquot and store at -20C long term. Avoid freeze-thaw cycles.
Clonality	Polyclonal
Preservative	0.02% Sodium Azide
Isotype	IgG
Purity	Immunogen affinity purified
Buffer	PBS (pH 7.2) and 40% Glycerol
Target Molecular Weight	39 kDa

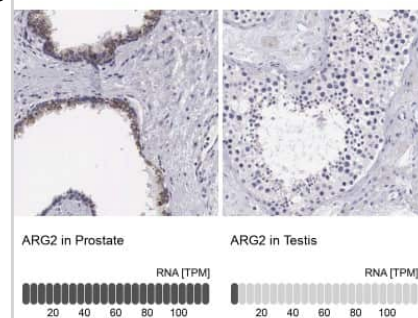
Product Description	
Host	Rabbit
Gene ID	384
Gene Symbol	ARG2
Species	Human
Reactivity Notes	Immunogen displays the following percentage of sequence identity for non-tested species: Mouse (80%), Rat (81%). Reactivity reported in scientific literature (PMID: 23183942)
Immunogen	This antibody was developed against Recombinant Protein corresponding to amino acids: MSLRGSLSRLLQTRVHSILKKS VHSVAVIGAPFSQGQKRKGVEHGPA AireAGL MKRLSSLGCHLKDFGDL SFTPVPKDDLYNNLIVNPRSVGLANQELAEVVSRAV SDGYSCVTLGGDHSLAIGTISGHARHCPDLCVWVDAHAD

Product Application Details	
Applications	Immunohistochemistry, Immunohistochemistry-Paraffin
Recommended Dilutions	Immunohistochemistry 1:200 - 1:500, Immunohistochemistry-Paraffin 1:200 - 1:500
Application Notes	For IHC-Paraffin, HIER pH 6 retrieval is recommended.

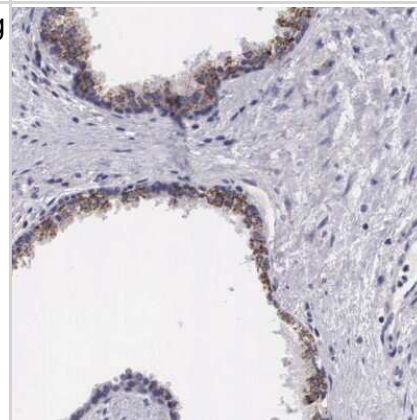


## Images

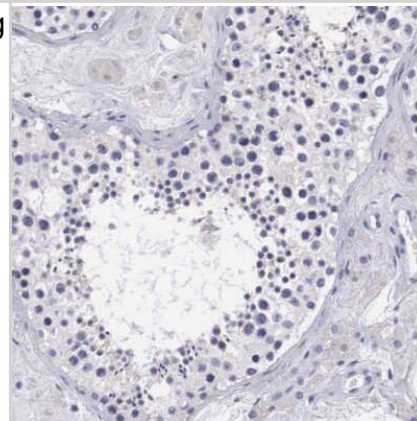
Immunohistochemistry-Paraffin: ARG2 Antibody [NBP1-86189] - Staining in human prostate and testis tissues using anti-ARG2 antibody. Corresponding ARG2 RNA-seq data are presented for the same tissues.



Immunohistochemistry-Paraffin: ARG2 Antibody [NBP1-86189] - Staining of human prostate shows high expression.



Immunohistochemistry-Paraffin: ARG2 Antibody [NBP1-86189] - Staining of human testis shows low expression as expected.



## Publications

Shemyakin A, Kovamees O, Rafnsson A et al. Arginase inhibition improves endothelial function in patients with coronary artery disease and type 2 diabetes mellitus. *Circulation* 2012-12-18 [PMID: 23183942]

Gonon AT, Jung C, Katz A et al. Local arginase inhibition during early reperfusion mediates cardioprotection via increased nitric oxide production. *PLoS One* 2012-01-01 [PMID: 22860052]

Gronros J, Jung C, Lundberg JO et al. Arginase inhibition restores in vivo coronary microvascular function in type 2 diabetic rats. *Am J Physiol Heart Circ Physiol* 2011-04-01 [PMID: 21297024]



### **Novus Biologicals USA**

10730 E. Briarwood Avenue  
Centennial, CO 80112  
USA  
Phone: 303.730.1950  
Toll Free: 1.888.506.6887  
Fax: 303.730.1966  
nb-customerservice@bio-techne.com

### **Bio-Techne Canada**

21 Canmotor Ave  
Toronto, ON M8Z 4E6  
Canada  
Phone: 905.827.6400  
Toll Free: 855.668.8722  
Fax: 905.827.6402  
canada.inquires@bio-techne.com

### **Bio-Techne Ltd**

19 Barton Lane  
Abingdon Science Park  
Abingdon, OX14 3NB, United Kingdom  
Phone: (44) (0) 1235 529449  
Free Phone: 0800 37 34 15  
Fax: (44) (0) 1235 533420  
info.EMEA@bio-techne.com

### **General Contact Information**

www.novusbio.com  
Technical Support: nb-technical@bio-techne.com  
Orders: nb-customerservice@bio-techne.com  
General: novus@novusbio.com

### **Products Related to NBP1-86189**

---

NBP1-86189PEP	ARG2 Recombinant Protein Antigen
HAF008	Goat anti-Rabbit IgG Secondary Antibody [HRP]
NB7160	Goat anti-Rabbit IgG (H+L) Secondary Antibody [HRP]
NBP2-24891	Rabbit IgG Isotype Control

---

### **Limitations**

This product is for research use only and is not approved for use in humans or in clinical diagnosis. Primary Antibodies are guaranteed for 1 year from date of receipt.

For more information on our 100% guarantee, please visit [www.novusbio.com/guarantee](http://www.novusbio.com/guarantee)

Earn gift cards/discounts by submitting a review: [www.novusbio.com/reviews/submit/NBP1-86189](http://www.novusbio.com/reviews/submit/NBP1-86189)

Earn gift cards/discounts by submitting a publication using this product:  
[www.novusbio.com/publications](http://www.novusbio.com/publications)

