

Product Datasheet

Arylsulfatase A/ARSA Antibody - BSA Free NBP1-86135

Unit Size: 0.1 ml

Store at 4C short term. Aliquot and store at -20C long term. Avoid freeze-thaw cycles.

www.novusbio.com



technical@novusbio.com

Protocols, Publications, Related Products, Reviews, Research Tools and Images at:
www.novusbio.com/NBP1-86135

Updated 2/21/2025 v.20.1

Earn rewards for product
reviews and publications.

Submit a publication at www.novusbio.com/publications

Submit a review at www.novusbio.com/reviews/destination/NBP1-86135



NBP1-86135

Arylsulfatase A/ARSA Antibody - BSA Free

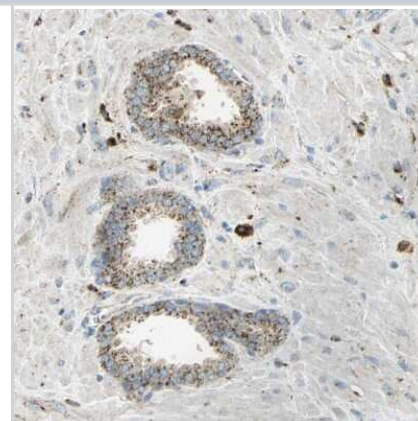
Product Information	
Unit Size	0.1 ml
Concentration	Concentrations vary lot to lot. See vial label for concentration. If unlisted please contact technical services.
Storage	Store at 4C short term. Aliquot and store at -20C long term. Avoid freeze-thaw cycles.
Clonality	Polyclonal
Preservative	0.02% Sodium Azide
Isotype	IgG
Purity	Immunogen affinity purified
Buffer	PBS (pH 7.2) and 40% Glycerol

Product Description	
Host	Rabbit
Gene ID	410
Gene Symbol	ARSA
Species	Human
Reactivity Notes	Immunogen displays the following percentage of sequence identity for non-tested species: Mouse (80%)
Immunogen	This antibody was developed against Recombinant Protein corresponding to amino acids: LLLGTGKSPRQSLFFYPSPDEVRGVFAVRTGKYKAHFFTQGSAHSDTTADPA CHASSSLTAHEPPLLYDLKDPGENYNLLGGVAGATPEVLQALKQLQLLKAQL DAAVTFGPSQVARGEDPALQICCHPGCTPRPACCHCP

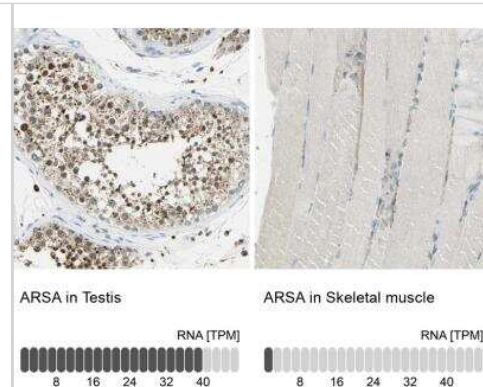
Product Application Details	
Applications	Immunohistochemistry, Immunohistochemistry-Paraffin
Recommended Dilutions	Immunohistochemistry 1:500 - 1:1000, Immunohistochemistry-Paraffin 1:500 - 1:1000
Application Notes	For IHC-Paraffin, HIER pH 6 retrieval is recommended.

Images

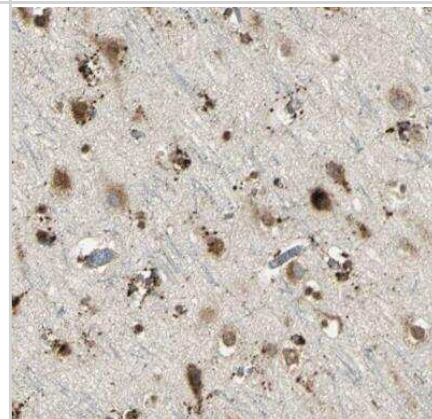
Immunohistochemistry-Paraffin: Arylsulfatase A/ARSA Antibody [NBP1-86135] - Staining of human prostate shows strong granular cytoplasmic positivity in glandular cells.



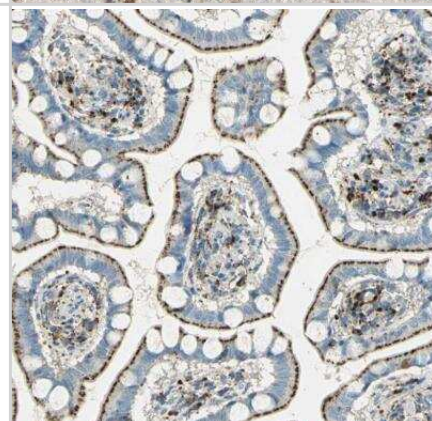
Immunohistochemistry-Paraffin: Arylsulfatase A/ARSA Antibody [NBP1-86135] - Analysis in human testis and skeletal muscle tissues. Corresponding ARSA RNA-seq data are presented for the same tissues.



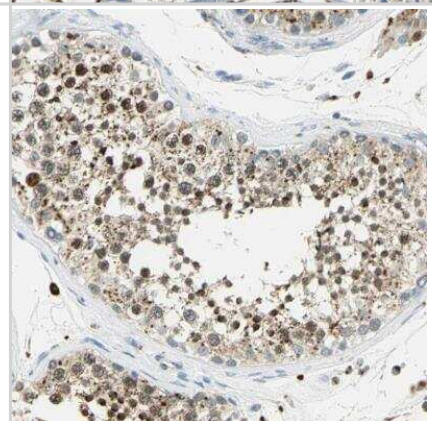
Immunohistochemistry-Paraffin: Arylsulfatase A/ARSA Antibody [NBP1-86135] - Staining of human cerebral cortex shows moderate granular cytoplasmic positivity in neurons.



Immunohistochemistry-Paraffin: Arylsulfatase A/ARSA Antibody [NBP1-86135] - Staining of human small intestine shows moderate granular cytoplasmic positivity in glandular cells.



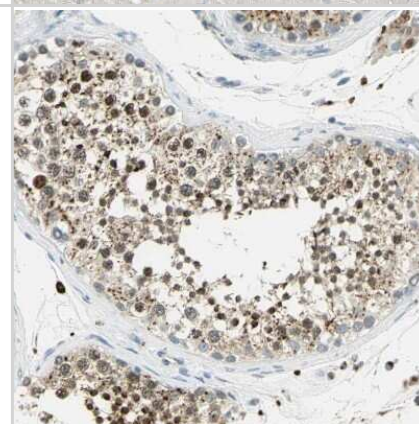
Immunohistochemistry-Paraffin: Arylsulfatase A/ARSA Antibody [NBP1-86135] - Staining of human testis shows strong granular cytoplasmic positivity in cells in seminiferous ducts.



Immunohistochemistry-Paraffin: Arylsulfatase A/ARSA Antibody [NBP1-86135] - Staining of human skeletal muscle shows weak positivity in myocytes as expected.



Immunohistochemistry-Paraffin: Arylsulfatase A/ARSA Antibody [NBP1-86135] - Staining of human testis shows strong granular cytoplasmic positivity in cells in seminiferous ducts.





Novus Biologicals USA

10730 E. Briarwood Avenue
Centennial, CO 80112
USA
Phone: 303.730.1950
Toll Free: 1.888.506.6887
Fax: 303.730.1966
nb-customerservice@bio-techne.com

Bio-Techne Canada

21 Canmotor Ave
Toronto, ON M8Z 4E6
Canada
Phone: 905.827.6400
Toll Free: 855.668.8722
Fax: 905.827.6402
canada.inquires@bio-techne.com

Bio-Techne Ltd

19 Barton Lane
Abingdon Science Park
Abingdon, OX14 3NB, United Kingdom
Phone: (44) (0) 1235 529449
Free Phone: 0800 37 34 15
Fax: (44) (0) 1235 533420
info.EMEA@bio-techne.com

General Contact Information

www.novusbio.com
Technical Support: nb-technical@bio-techne.com
Orders: nb-customerservice@bio-techne.com
General: novus@novusbio.com

Products Related to NBP1-86135

NBP1-86135PEP	Arylsulfatase A/ARSA Recombinant Protein Antigen
HAF008	Goat anti-Rabbit IgG Secondary Antibody [HRP]
NB7160	Goat anti-Rabbit IgG (H+L) Secondary Antibody [HRP]
NBP2-24891	Rabbit IgG Isotype Control

Limitations

This product is for research use only and is not approved for use in humans or in clinical diagnosis. Primary Antibodies are guaranteed for 1 year from date of receipt.

For more information on our 100% guarantee, please visit www.novusbio.com/guarantee

Earn gift cards/discounts by submitting a review: www.novusbio.com/reviews/submit/NBP1-86135

Earn gift cards/discounts by submitting a publication using this product:
www.novusbio.com/publications

