

Product Datasheet

BAG5 Antibody - BSA Free **NBP1-86065**

Unit Size: 0.1 ml

Store at 4C short term. Aliquot and store at -20C long term. Avoid freeze-thaw cycles.

www.novusbio.com



technical@novusbio.com

Protocols, Publications, Related Products, Reviews, Research Tools and Images at:
www.novusbio.com/NBP1-86065

Updated 2/21/2025 v.20.1

Earn rewards for product
reviews and publications.

Submit a publication at www.novusbio.com/publications

Submit a review at www.novusbio.com/reviews/destination/NBP1-86065



NBP1-86065

BAG5 Antibody - BSA Free

Product Information

Unit Size	0.1 ml
Concentration	Concentrations vary lot to lot. See vial label for concentration. If unlisted please contact technical services.
Storage	Store at 4C short term. Aliquot and store at -20C long term. Avoid freeze-thaw cycles.
Clonality	Polyclonal
Preservative	0.02% Sodium Azide
Isotype	IgG
Purity	Immunogen affinity purified
Buffer	PBS (pH 7.2) and 40% Glycerol

Product Description

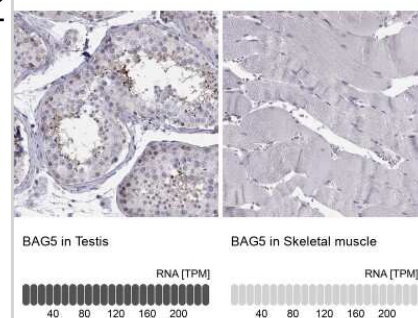
Host	Rabbit
Gene ID	9529
Gene Symbol	BAG5
Species	Human, Mouse, Rat
Immunogen	This antibody was developed against Recombinant Protein corresponding to amino acids: INKLLKYLDLEEEADTTKAFDLRQNHSLKIEKVLKRMREIKNELLQAQNPSLEYL SSKTELQGLIGQLDEVSLKNPCIREARRRAVIEVQTLITYIDLKEALEKRKLFAC EEHPSHKAVWNVLGNLSEIQGEVLSFDGNRTDKNYIRLE

Product Application Details

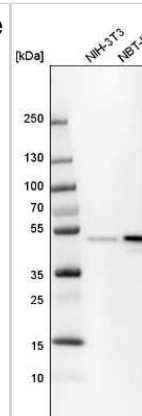
Applications	Western Blot, Immunocytochemistry/ Immunofluorescence, Immunohistochemistry, Immunohistochemistry-Paraffin
Recommended Dilutions	Western Blot 0.04-0.4 ug/ml, Immunohistochemistry 1:200 - 1:500, Immunocytochemistry/ Immunofluorescence 0.25-2 ug/ml, Immunohistochemistry-Paraffin 1:200 - 1:500
Application Notes	For IHC-Paraffin, HIER pH 6 retrieval is recommended. ICC/IF, Fixation Permeabilization: PFA/Triton X-100

Images

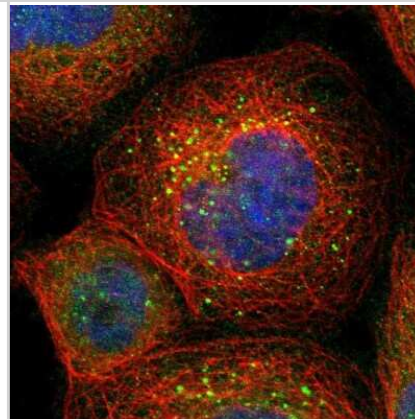
Immunohistochemistry-Paraffin: BAG5 Antibody [NBP1-86065] - Staining in human testis and skeletal muscle tissues.. Corresponding BAG5 RNA-seq data are presented for the same tissues.



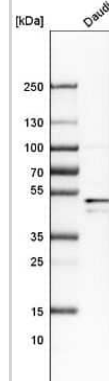
Western Blot: BAG5 Antibody [NBP1-86065] - Analysis in mouse cell line NIH-3T3 and rat cell line NBT-II.



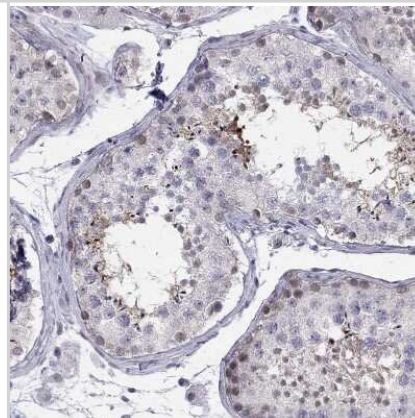
Immunocytochemistry/Immunofluorescence: BAG5 Antibody [NBP1-86065] - Immunofluorescent staining of human cell line A-431 shows localization to vesicles.



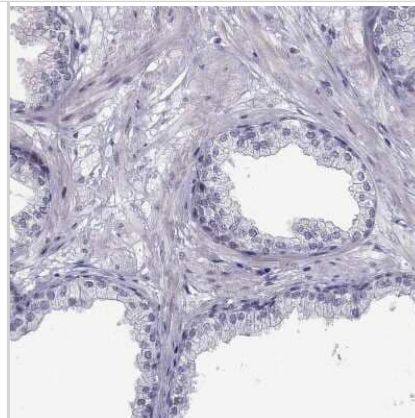
Western Blot: BAG5 Antibody [NBP1-86065] - Analysis in human cell line Daudi.



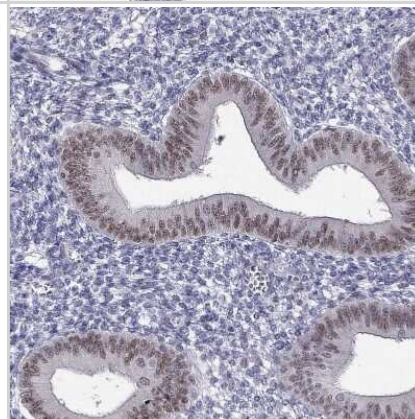
Immunohistochemistry-Paraffin: BAG5 Antibody [NBP1-86065] - Staining of human testis shows moderate positivity in cells in seminiferous ducts.



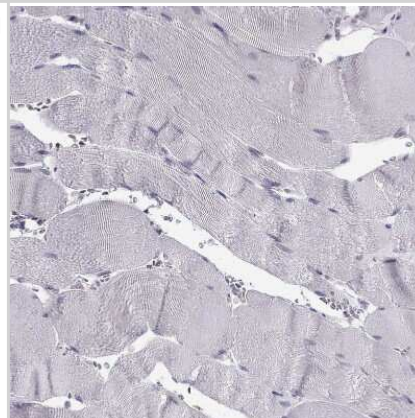
Immunohistochemistry-Paraffin: BAG5 Antibody [NBP1-86065] - Staining of human prostate shows very weak cytoplasmic positivity in smooth muscle cells.



Immunohistochemistry-Paraffin: BAG5 Antibody [NBP1-86065] - Staining of human endometrium shows moderate nuclear positivity in glandular cells.



Immunohistochemistry-Paraffin: BAG5 Antibody [NBP1-86065] - Staining of human skeletal muscle shows no positivity in myocytes as expected.





Novus Biologicals USA

10730 E. Briarwood Avenue
Centennial, CO 80112
USA
Phone: 303.730.1950
Toll Free: 1.888.506.6887
Fax: 303.730.1966
nb-customerservice@bio-techne.com

Bio-Techne Canada

21 Canmotor Ave
Toronto, ON M8Z 4E6
Canada
Phone: 905.827.6400
Toll Free: 855.668.8722
Fax: 905.827.6402
canada.inquires@bio-techne.com

Bio-Techne Ltd

19 Barton Lane
Abingdon Science Park
Abingdon, OX14 3NB, United Kingdom
Phone: (44) (0) 1235 529449
Free Phone: 0800 37 34 15
Fax: (44) (0) 1235 533420
info.EMEA@bio-techne.com

General Contact Information

www.novusbio.com
Technical Support: nb-technical@bio-techne.com
Orders: nb-customerservice@bio-techne.com
General: novus@novusbio.com

Products Related to NBP1-86065

NBP1-86065PEP	BAG5 Recombinant Protein Antigen
HAF008	Goat anti-Rabbit IgG Secondary Antibody [HRP]
NB7160	Goat anti-Rabbit IgG (H+L) Secondary Antibody [HRP]
NBP2-24891	Rabbit IgG Isotype Control

Limitations

This product is for research use only and is not approved for use in humans or in clinical diagnosis. Primary Antibodies are guaranteed for 1 year from date of receipt.

For more information on our 100% guarantee, please visit www.novusbio.com/guarantee

Earn gift cards/discounts by submitting a review: www.novusbio.com/reviews/submit/NBP1-86065

Earn gift cards/discounts by submitting a publication using this product:
www.novusbio.com/publications

