

# Product Datasheet

## CSK Antibody - BSA Free NBP1-85951

Unit Size: 0.1 ml

Store at 4C short term. Aliquot and store at -20C long term. Avoid freeze-thaw cycles.

[www.novusbio.com](http://www.novusbio.com)



[technical@novusbio.com](mailto:technical@novusbio.com)

### Publications: 1

Protocols, Publications, Related Products, Reviews, Research Tools and Images at:  
[www.novusbio.com/NBP1-85951](http://www.novusbio.com/NBP1-85951)

Updated 9/9/2025 v.20.1

Earn rewards for product  
reviews and publications.

Submit a publication at [www.novusbio.com/publications](http://www.novusbio.com/publications)

Submit a review at [www.novusbio.com/reviews/destination/NBP1-85951](http://www.novusbio.com/reviews/destination/NBP1-85951)



**NBP1-85951**

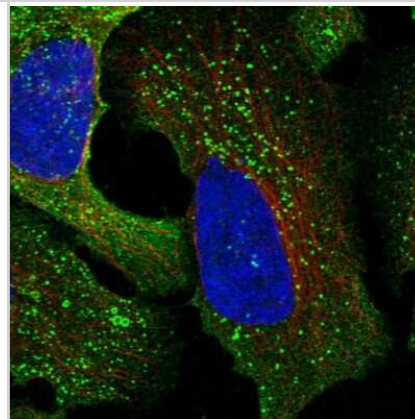
CSK Antibody - BSA Free

Product Information	
Unit Size	0.1 ml
Concentration	Concentrations vary lot to lot. See vial label for concentration. If unlisted please contact technical services.
Storage	Store at 4C short term. Aliquot and store at -20C long term. Avoid freeze-thaw cycles.
Clonality	Polyclonal
Preservative	0.02% Sodium Azide
Isotype	IgG
Purity	Immunogen affinity purified
Buffer	PBS (pH 7.2) and 40% Glycerol
Product Description	
Description	Novus Biologicals Rabbit CSK Antibody - BSA Free (NBP1-85951) is a polyclonal antibody validated for use in IHC, WB and ICC/IF. Anti-CSK Antibody: Cited in 1 publication. All Novus Biologicals antibodies are covered by our 100% guarantee.
Host	Rabbit
Gene ID	1445
Gene Symbol	CSK
Species	Human, Mouse, Rat
Reactivity Notes	Reactivity reported in scientific literature (PMID: 22665063)
Immunogen	This antibody was developed against Recombinant Protein corresponding to amino acids: WSFGILLWEIYSFGRVPYPRIPLKDVVPRVEKGYKMDAPDGCPPAVYEVMKNC WHLDAAMRPSFLQLREQLLEHIKTHELH
Product Application Details	
Applications	Western Blot, Immunohistochemistry-Paraffin, Immunocytochemistry/Immunofluorescence, Immunohistochemistry
Recommended Dilutions	Western Blot 0.04-0.4 ug/ml, Immunohistochemistry 1:1000 - 1:2500, Immunocytochemistry/ Immunofluorescence 0.25-2 ug/ml, Immunohistochemistry-Paraffin 1:1000 - 1:2500
Application Notes	For IHC-Paraffin, HIER pH 6 retrieval is recommended. Immunocytochemistry/Immunofluorescence Fixation Permeabilization: Use PFA/Triton X-100.

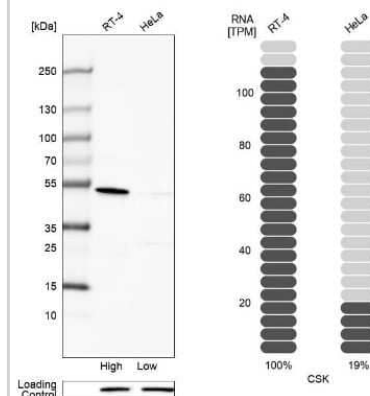


## Images

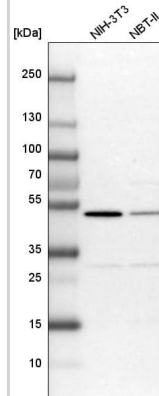
Immunocytochemistry/Immunofluorescence: CSK Antibody [NBP1-85951] - Immunofluorescent staining of human cell line U-2 OS shows localization to cytosol & vesicles.



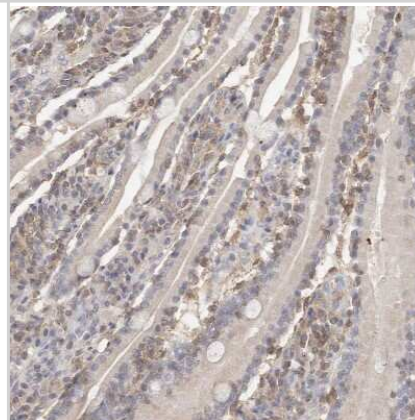
Western Blot: CSK Antibody [NBP1-85951] - Analysis in human cell line RT-4 and human cell line HeLa.



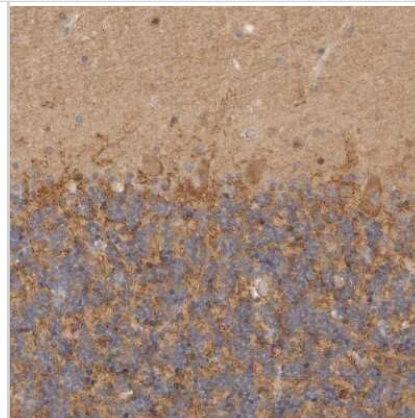
Analysis in mouse cell line NIH-3T3 and rat cell line NBT-II.



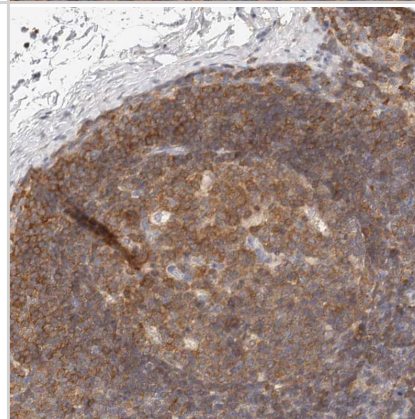
Immunohistochemistry-Paraffin: CSK Antibody [NBP1-85951] - Staining of human duodenum shows weak to moderate cytoplasmic positivity in lymphoid cells.



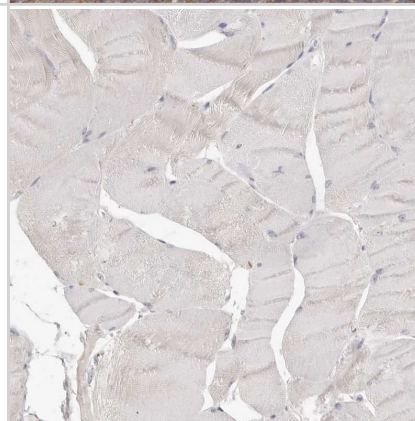
Immunohistochemistry-Paraffin: CSK Antibody [NBP1-85951] - Staining of human cerebellum shows weak to moderate cytoplasmic positivity in Purkinje cells and cells in granular layer.



Staining of human lymph node shows weak to moderate cytoplasmic positivity in germinal center cells.



Staining of human skeletal muscle shows no positivity in myocytes as expected.



## Publications

Gallagher SJ, Rambow F, Kumasaka M et al. Beta-catenin inhibits melanocyte migration but induces melanoma metastasis. *Oncogene* 2013-04-25 [PMID: 22665063]



### **Novus Biologicals USA**

10730 E. Briarwood Avenue  
Centennial, CO 80112  
USA  
Phone: 303.730.1950  
Toll Free: 1.888.506.6887  
Fax: 303.730.1966  
nb-customerservice@bio-techne.com

### **Bio-Techne Canada**

21 Canmotor Ave  
Toronto, ON M8Z 4E6  
Canada  
Phone: 905.827.6400  
Toll Free: 855.668.8722  
Fax: 905.827.6402  
canada.inquires@bio-techne.com

### **Bio-Techne Ltd**

19 Barton Lane  
Abingdon Science Park  
Abingdon, OX14 3NB, United Kingdom  
Phone: (44) (0) 1235 529449  
Free Phone: 0800 37 34 15  
Fax: (44) (0) 1235 533420  
info.EMEA@bio-techne.com

### **General Contact Information**

www.novusbio.com  
Technical Support: nb-technical@bio-techne.com  
Orders: nb-customerservice@bio-techne.com  
General: novus@novusbio.com

### **Products Related to NBP1-85951**

---

NBP1-85951PEP	CSK Recombinant Protein Antigen
HAF008	Goat anti-Rabbit IgG Secondary Antibody [HRP]
NB7160	Goat anti-Rabbit IgG (H+L) Secondary Antibody [HRP]
NBP2-24891	Rabbit IgG Isotype Control

---

### **Limitations**

This product is for research use only and is not approved for use in humans or in clinical diagnosis. Primary Antibodies are guaranteed for 1 year from date of receipt.

For more information on our 100% guarantee, please visit [www.novusbio.com/guarantee](http://www.novusbio.com/guarantee)

Earn gift cards/discounts by submitting a review: [www.novusbio.com/reviews/submit/NBP1-85951](http://www.novusbio.com/reviews/submit/NBP1-85951)

Earn gift cards/discounts by submitting a publication using this product:  
[www.novusbio.com/publications](http://www.novusbio.com/publications)

