

# Product Datasheet

## MCM4 Antibody - BSA Free

### NBP1-85728

Unit Size: 0.1 ml

Store at 4C short term. Aliquot and store at -20C long term. Avoid freeze-thaw cycles.

[www.novusbio.com](http://www.novusbio.com)



[technical@novusbio.com](mailto:technical@novusbio.com)

Protocols, Publications, Related Products, Reviews, Research Tools and Images at:  
[www.novusbio.com/NBP1-85728](http://www.novusbio.com/NBP1-85728)

Updated 2/21/2025 v.20.1

Earn rewards for product  
reviews and publications.

Submit a publication at [www.novusbio.com/publications](http://www.novusbio.com/publications)

Submit a review at [www.novusbio.com/reviews/destination/NBP1-85728](http://www.novusbio.com/reviews/destination/NBP1-85728)



**NBP1-85728**

MCM4 Antibody - BSA Free

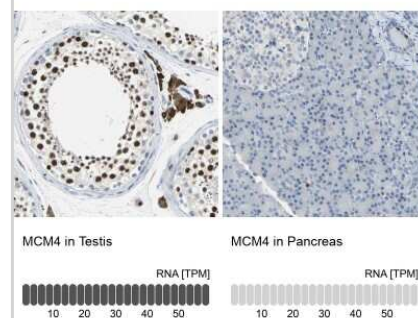
Product Information	
Unit Size	0.1 ml
Concentration	Concentrations vary lot to lot. See vial label for concentration. If unlisted please contact technical services.
Storage	Store at 4C short term. Aliquot and store at -20C long term. Avoid freeze-thaw cycles.
Clonality	Polyclonal
Preservative	0.02% Sodium Azide
Isotype	IgG
Purity	Immunogen affinity purified
Buffer	PBS (pH 7.2) and 40% Glycerol

Product Description	
Host	Rabbit
Gene ID	4173
Gene Symbol	MCM4
Species	Human
Immunogen	This antibody was developed against Recombinant Protein corresponding to amino acids: LPHTLLSRFDLIFLMLDPQDEAYDRRLAHLVALYYQSEEQAEELLDMAVLKD YIAYAHSTIMPRLSEEASQALIEAYVDMRKIGSSRGMVSAYPRQLESLIRLAEAH AKVRLSNKVEAIDVEEAKRLHREALKQSAT

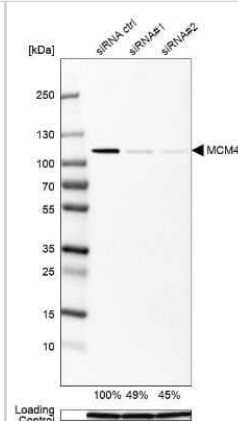
Product Application Details	
Applications	Western Blot, Immunocytochemistry/ Immunofluorescence, Immunohistochemistry, Immunohistochemistry-Paraffin, Knockdown Validated
Recommended Dilutions	Western Blot 0.04-0.4 ug/ml, Immunohistochemistry 1:50 - 1:200, Immunocytochemistry/ Immunofluorescence 0.25-2 ug/ml, Immunohistochemistry-Paraffin 1:50 - 1:200, Knockdown Validated
Application Notes	For IHC-Paraffin, HIER pH 6 retrieval is recommended. ICC/IF Fixation Permeabilization: PFA/Triton X-100

**Images**

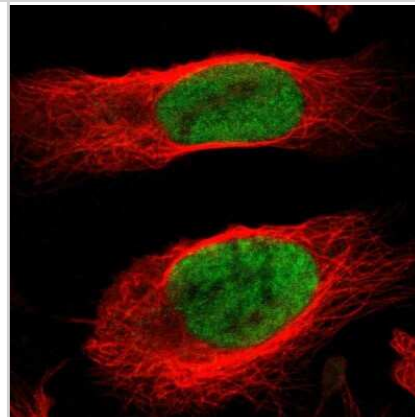
Immunohistochemistry-Paraffin: MCM4 Antibody [NBP1-85728] - Analysis in human testis and pancreas tissues. Corresponding MCM4 RNA-seq data are presented for the same tissues.



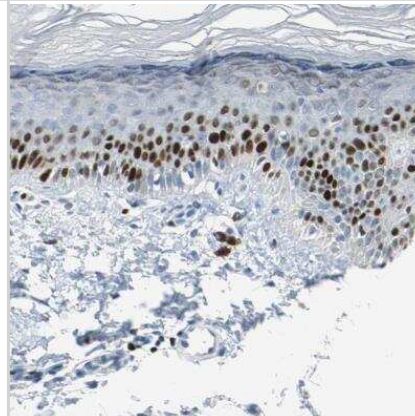
Western Blot: MCM4 Antibody [NBP1-85728] - Analysis in A-431 cells transfected with control siRNA, target specific siRNA probe #1 and #2. Remaining relative intensity is presented. Loading control: Anti-GAPDH.



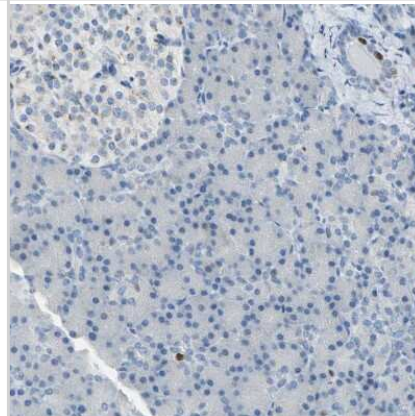
Immunocytochemistry/Immunofluorescence: MCM4 Antibody [NBP1-85728] - Staining of human cell line U-2 OS shows localization to nucleoplasm. Antibody staining is shown in green.



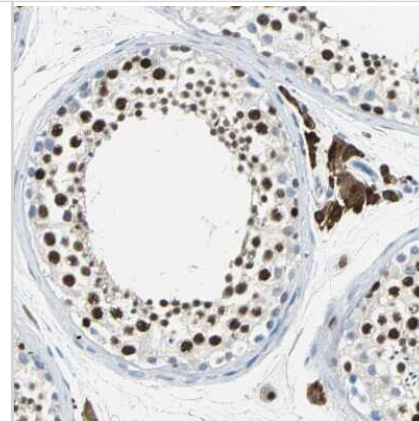
Immunohistochemistry-Paraffin: MCM4 Antibody [NBP1-85728] - Staining of human skin shows strong nuclear positivity in squamous epithelial cells.



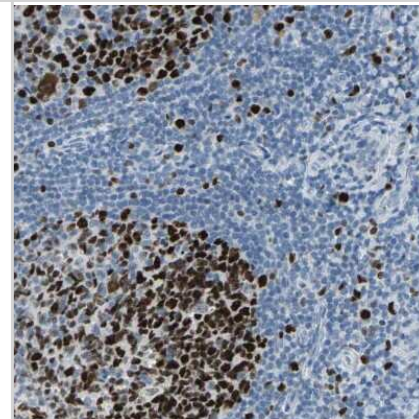
Immunohistochemistry-Paraffin: MCM4 Antibody [NBP1-85728] - Staining of human pancreas shows low positivity in glandular cells as expected.



Immunohistochemistry-Paraffin: MCM4 Antibody [NBP1-85728] - Staining of human testis shows strong nuclear positivity in cells in seminiferous ducts.



Immunohistochemistry-Paraffin: MCM4 Antibody [NBP1-85728] - Staining of human tonsil shows strong nuclear positivity in germinal center cells.





### **Novus Biologicals USA**

10730 E. Briarwood Avenue  
Centennial, CO 80112  
USA  
Phone: 303.730.1950  
Toll Free: 1.888.506.6887  
Fax: 303.730.1966  
nb-customerservice@bio-techne.com

### **Bio-Techne Canada**

21 Canmotor Ave  
Toronto, ON M8Z 4E6  
Canada  
Phone: 905.827.6400  
Toll Free: 855.668.8722  
Fax: 905.827.6402  
canada.inquires@bio-techne.com

### **Bio-Techne Ltd**

19 Barton Lane  
Abingdon Science Park  
Abingdon, OX14 3NB, United Kingdom  
Phone: (44) (0) 1235 529449  
Free Phone: 0800 37 34 15  
Fax: (44) (0) 1235 533420  
info.EMEA@bio-techne.com

### **General Contact Information**

www.novusbio.com  
Technical Support: nb-technical@bio-techne.com  
Orders: nb-customerservice@bio-techne.com  
General: novus@novusbio.com

### **Products Related to NBP1-85728**

---

NBP1-85728PEP	MCM4 Recombinant Protein Antigen
HAF008	Goat anti-Rabbit IgG Secondary Antibody [HRP]
NB7160	Goat anti-Rabbit IgG (H+L) Secondary Antibody [HRP]
NBP2-24891	Rabbit IgG Isotype Control

---

### **Limitations**

This product is for research use only and is not approved for use in humans or in clinical diagnosis. Primary Antibodies are guaranteed for 1 year from date of receipt.

For more information on our 100% guarantee, please visit [www.novusbio.com/guarantee](http://www.novusbio.com/guarantee)

Earn gift cards/discounts by submitting a review: [www.novusbio.com/reviews/submit/NBP1-85728](http://www.novusbio.com/reviews/submit/NBP1-85728)

Earn gift cards/discounts by submitting a publication using this product:  
[www.novusbio.com/publications](http://www.novusbio.com/publications)

