

# Product Datasheet

## CIN85/SH3KBP1 Antibody - BSA Free NBP1-85614

Unit Size: 0.1 ml

Store at 4C short term. Aliquot and store at -20C long term. Avoid freeze-thaw cycles.

[www.novusbio.com](http://www.novusbio.com)



[technical@novusbio.com](mailto:technical@novusbio.com)

Protocols, Publications, Related Products, Reviews, Research Tools and Images at:  
[www.novusbio.com/NBP1-85614](http://www.novusbio.com/NBP1-85614)

Updated 12/2/2025 v.20.1

Earn rewards for product  
reviews and publications.

Submit a publication at [www.novusbio.com/publications](http://www.novusbio.com/publications)

Submit a review at [www.novusbio.com/reviews/destination/NBP1-85614](http://www.novusbio.com/reviews/destination/NBP1-85614)



**NBP1-85614**

CIN85/SH3KBP1 Antibody - BSA Free

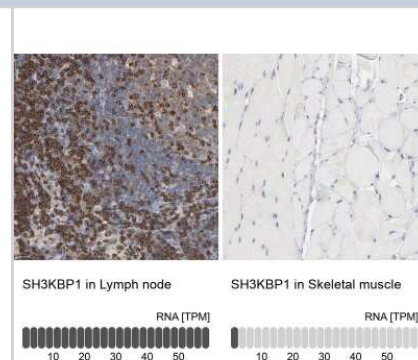
| Product Information |  |
|---------------------|--|
| Unit Size           | 0.1 ml   |
| Concentration       | Concentrations vary lot to lot. See vial label for concentration. If unlisted please contact technical services. |
| Storage             | Store at 4C short term. Aliquot and store at -20C long term. Avoid freeze-thaw cycles.                           |
| Clonality           | Polyclonal   |
| Preservative        | 0.02% Sodium Azide   |
| Isotype             | IgG  |
| Purity              | Affinity purified  |
| Buffer              | PBS (pH 7.2) and 40% Glycerol  |

| Product Description |   |
|---------------------|---|
| Description         | Novus Biologicals Rabbit CIN85/SH3KBP1 Antibody - BSA Free (NBP1-85614) is a polyclonal antibody validated for use in IHC and WB. All Novus Biologicals antibodies are covered by our 100% guarantee.                                     |
| Host                | Rabbit  |
| Gene ID             | 30011   |
| Gene Symbol         | SH3KBP1   |
| Species             | Human, Mouse  |
| Immunogen           | This antibody was developed against Recombinant Protein corresponding to amino acids:<br>WEGVLNGKTGMFPSNFIKELSGESDELGISQDEQLSKSSLRETTGSESDGGDS<br>SSTKSEGANGTVATAAIQPKKVKGVGFGDIFKDKPIKLRPRSIEVENDFLPVEKT<br>IGKKLPATTATPDSSKTEMDSRTKSKDY |

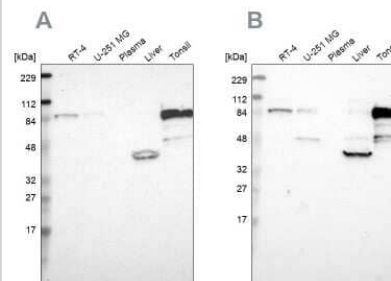
| Product Application Details |  |
|-----------------------------|--|
| Applications                | Western Blot, Immunohistochemistry-Paraffin, Immunohistochemistry  |
| Recommended Dilutions       | Western Blot 0.04-0.4 ug/ml, Immunohistochemistry 1:50 - 1:200, Immunohistochemistry-Paraffin 1:50 - 1:200 |
| Application Notes           | For IHC-Paraffin, HIER pH 6 retrieval is recommended.  |

**Images**

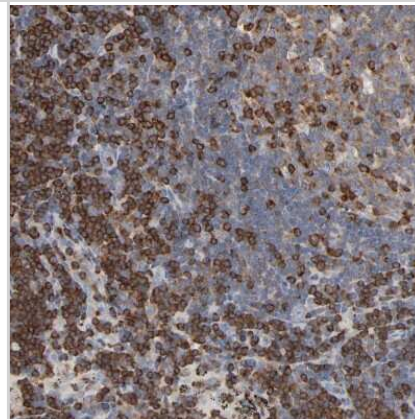
Immunohistochemistry-Paraffin: CIN85/SH3KBP1 Antibody [NBP1-85614] - Staining in human lymph node and skeletal muscle tissues using anti-SH3KBP1 antibody. Corresponding SH3KBP1 RNA-seq data are presented for the same tissues.



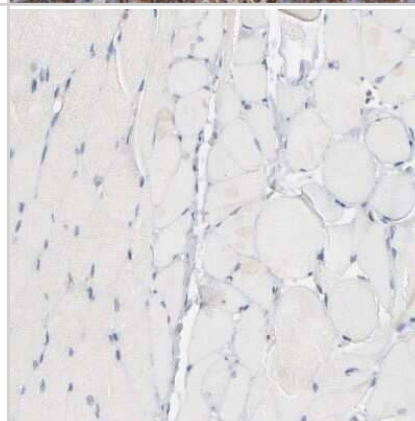
Western Blot: CIN85/SH3KBP1 Antibody [NBP1-85614] - Analysis using Anti-SH3KBP1 antibody NBP1-85614 (A) shows similar pattern to independent antibody NBP1-85615 (B).



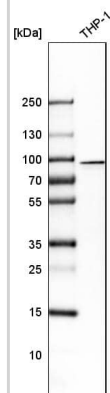
Immunohistochemistry-Paraffin: CIN85/SH3KBP1 Antibody [NBP1-85614] - Staining of human lymph node shows strong cytoplasmic positivity.



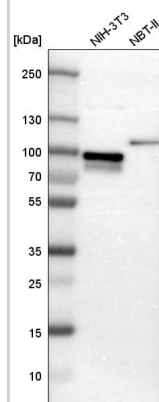
Immunohistochemistry-Paraffin: CIN85/SH3KBP1 Antibody [NBP1-85614] - Staining of human skeletal muscle shows low expression as expected.



Analysis in human cell line THP-1.



Analysis in mouse cell line NIH-3T3 and rat cell line NBT-II.





### Novus Biologicals USA

10730 E. Briarwood Avenue  
Centennial, CO 80112  
USA  
Phone: 303.730.1950  
Toll Free: 1.888.506.6887  
Fax: 303.730.1966  
nb-customerservice@bio-techne.com

### Bio-Techne Canada

21 Canmotor Ave  
Toronto, ON M8Z 4E6  
Canada  
Phone: 905.827.6400  
Toll Free: 855.668.8722  
Fax: 905.827.6402  
canada.inquires@bio-techne.com

### Bio-Techne Ltd

19 Barton Lane  
Abingdon Science Park  
Abingdon, OX14 3NB, United Kingdom  
Phone: (44) (0) 1235 529449  
Free Phone: 0800 37 34 15  
Fax: (44) (0) 1235 533420  
info.EMEA@bio-techne.com

### General Contact Information

www.novusbio.com  
Technical Support: nb-technical@bio-techne.com  
Orders: nb-customerservice@bio-techne.com  
General: novus@novusbio.com

### Products Related to NBP1-85614

---

|               |   |
|---------------|---|
| NBP1-85614PEP | CIN85/SH3KBP1 Recombinant Protein Antigen           |
| NBP2-33376H   | Blue Marker Antibody (6F4-F6) [HRP]                 |
| HAF008        | Goat anti-Rabbit IgG Secondary Antibody [HRP]       |
| NB7160        | Goat anti-Rabbit IgG (H+L) Secondary Antibody [HRP] |
| NBP2-24891    | Rabbit IgG Isotype Control                          |

---

### Limitations

This product is for research use only and is not approved for use in humans or in clinical diagnosis. Primary Antibodies are guaranteed for 1 year from date of receipt.

For more information on our 100% guarantee, please visit [www.novusbio.com/guarantee](http://www.novusbio.com/guarantee)

Earn gift cards/discounts by submitting a review: [www.novusbio.com/reviews/submit/NBP1-85614](http://www.novusbio.com/reviews/submit/NBP1-85614)

Earn gift cards/discounts by submitting a publication using this product:  
[www.novusbio.com/publications](http://www.novusbio.com/publications)

