

Product Datasheet

Cytokeratin 10 Antibody - BSA Free NBP1-85604

Unit Size: 0.1 ml

Store at 4C short term. Aliquot and store at -20C long term. Avoid freeze-thaw cycles.

www.novusbio.com



technical@novusbio.com

Publications: 2

Protocols, Publications, Related Products, Reviews, Research Tools and Images at:
www.novusbio.com/NBP1-85604

Updated 2/21/2025 v.20.1

Earn rewards for product
reviews and publications.

Submit a publication at www.novusbio.com/publications

Submit a review at www.novusbio.com/reviews/destination/NBP1-85604



NBP1-85604

Cytokeratin 10 Antibody - BSA Free

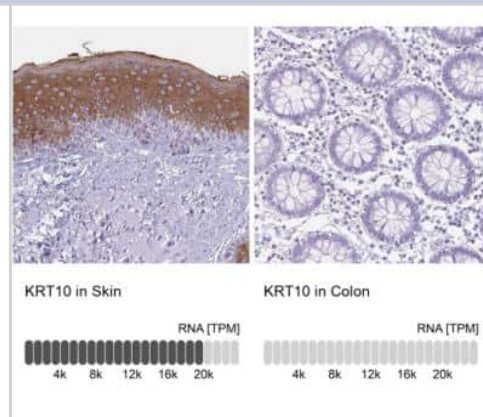
Product Information	
Unit Size	0.1 ml
Concentration	Concentrations vary lot to lot. See vial label for concentration. If unlisted please contact technical services.
Storage	Store at 4C short term. Aliquot and store at -20C long term. Avoid freeze-thaw cycles.
Clonality	Polyclonal
Preservative	0.02% Sodium Azide
Isotype	IgG
Purity	Immunogen affinity purified
Buffer	PBS (pH 7.2) and 40% Glycerol

Product Description	
Host	Rabbit
Gene ID	3858
Gene Symbol	KRT10
Species	Human
Immunogen	This antibody was developed against Recombinant Protein corresponding to amino acids: EQLAEQNRKDAEAWFNEKSKELTTEIDNNIEQISSYKSEITELRRNVQALEIELQ SQLALKQSLEASLAETEGRYCVQLSQIQAQISALEEQLQQIRAETECQNTTEYQQ LLDIKIRLE

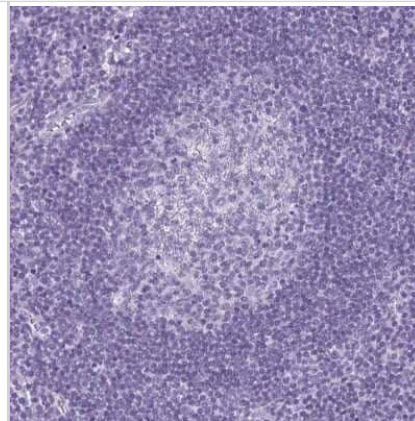
Product Application Details	
Applications	Immunohistochemistry, Immunohistochemistry-Paraffin
Recommended Dilutions	Immunohistochemistry 1:1000 - 1:2500, Immunohistochemistry-Paraffin 1:1000 - 1:2500
Application Notes	For IHC-Paraffin, HIER pH 6 retrieval is recommended.

Images

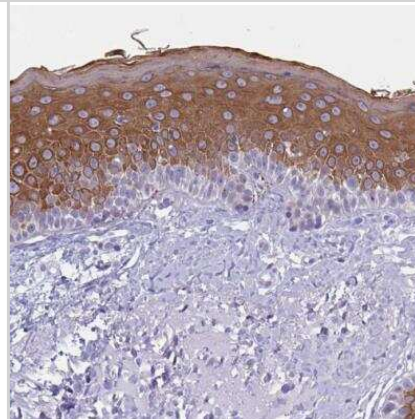
Immunohistochemistry-Paraffin: Cytokeratin 10 Antibody [NBP1-85604] - Analysis in human skin and colon tissues. Corresponding KRT10 RNA-seq data are presented for the same tissues.



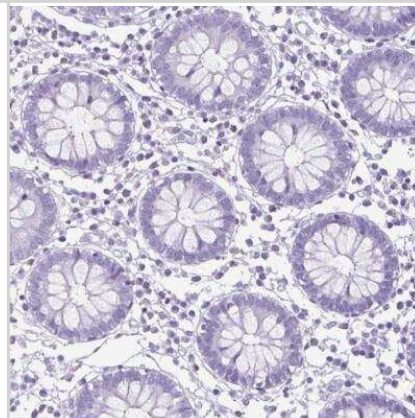
Immunohistochemistry-Paraffin: Cytokeratin 10 Antibody [NBP1-85604] - Staining of human lymph node shows no positivity as expected.



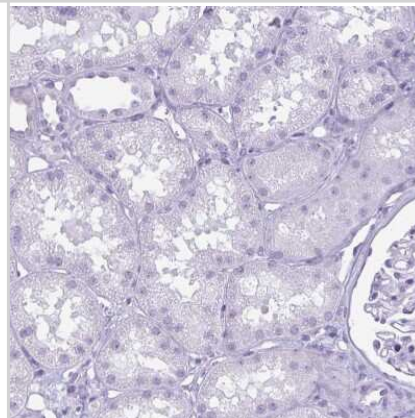
Immunohistochemistry-Paraffin: Cytokeratin 10 Antibody [NBP1-85604] - Staining of human skin shows moderate cytoplasmic positivity in epidermal cells.



Immunohistochemistry-Paraffin: Cytokeratin 10 Antibody [NBP1-85604] - Staining of human colon shows no positivity in glandular cells as expected.



Immunohistochemistry-Paraffin: Cytokeratin 10 Antibody [NBP1-85604] - Staining of human kidney shows no positivity in cells in tubules as expected.



Publications

Zlatar, L;Timm, T;Lochnit, G;Bilyy, R;Bäuerle, T;Munoz-Becerra, M;Schett, G;Knopf, J;Heichel, J;Ali, MJ;Schapher, M;Paulsen, F;Herrmann, M; Neutrophil Extracellular Traps Drive Dacryolithiasis Cells 2023-07-14 [PMID: 37508521] (IHC)

Kim HJ, Lee E, Lee M et al. Phosphodiesterase 4B plays a role in benzophenone-3-induced phototoxicity in normal human keratinocytes Toxicol. Appl. Pharmacol. 2017-11-25 [PMID: 29183759] (IF/IHC, Human)





Novus Biologicals USA

10730 E. Briarwood Avenue
Centennial, CO 80112
USA
Phone: 303.730.1950
Toll Free: 1.888.506.6887
Fax: 303.730.1966
nb-customerservice@bio-techne.com

Bio-Techne Canada

21 Canmotor Ave
Toronto, ON M8Z 4E6
Canada
Phone: 905.827.6400
Toll Free: 855.668.8722
Fax: 905.827.6402
canada.inquires@bio-techne.com

Bio-Techne Ltd

19 Barton Lane
Abingdon Science Park
Abingdon, OX14 3NB, United Kingdom
Phone: (44) (0) 1235 529449
Free Phone: 0800 37 34 15
Fax: (44) (0) 1235 533420
info.EMEA@bio-techne.com

General Contact Information

www.novusbio.com
Technical Support: nb-technical@bio-techne.com
Orders: nb-customerservice@bio-techne.com
General: novus@novusbio.com

Products Related to NBP1-85604

NBP1-85604PEP	Cytokeratin 10 Recombinant Protein Antigen
HAF008	Goat anti-Rabbit IgG Secondary Antibody [HRP]
NB7160	Goat anti-Rabbit IgG (H+L) Secondary Antibody [HRP]
NBP2-24891	Rabbit IgG Isotype Control

Limitations

This product is for research use only and is not approved for use in humans or in clinical diagnosis. Primary Antibodies are guaranteed for 1 year from date of receipt.

For more information on our 100% guarantee, please visit www.novusbio.com/guarantee

Earn gift cards/discounts by submitting a review: www.novusbio.com/reviews/submit/NBP1-85604

Earn gift cards/discounts by submitting a publication using this product:
www.novusbio.com/publications

