

Product Datasheet

Asialoglycoprotein Receptor 2 Antibody - BSA Free NBP1-85579

Unit Size: 0.1 ml

Store at 4C short term. Aliquot and store at -20C long term. Avoid freeze-thaw cycles.

www.novusbio.com



technical@novusbio.com

Publications: 1

Protocols, Publications, Related Products, Reviews, Research Tools and Images at:
www.novusbio.com/NBP1-85579

Updated 9/9/2025 v.20.1

Earn rewards for product
reviews and publications.

Submit a publication at www.novusbio.com/publications

Submit a review at www.novusbio.com/reviews/destination/NBP1-85579



NBP1-85579**Asialoglycoprotein Receptor 2 Antibody - BSA Free**

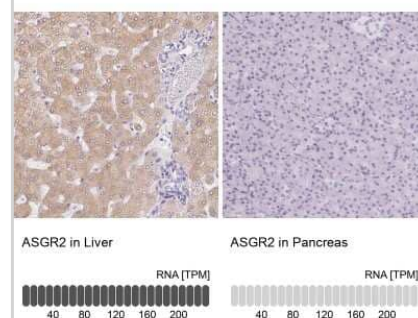
Product Information	
Unit Size	0.1 ml
Concentration	Concentrations vary lot to lot. See vial label for concentration. If unlisted please contact technical services.
Storage	Store at 4C short term. Aliquot and store at -20C long term. Avoid freeze-thaw cycles.
Clonality	Polyclonal
Preservative	0.02% Sodium Azide
Isotype	IgG
Purity	Immunogen affinity purified
Buffer	PBS (pH 7.2) and 40% Glycerol

Product Description	
Description	Novus Biologicals Rabbit Asialoglycoprotein Receptor 2 Antibody - BSA Free (NBP1-85579) is a polyclonal antibody validated for use in IHC. Anti-Asialoglycoprotein Receptor 2 Antibody: Cited in 1 publication. All Novus Biologicals antibodies are covered by our 100% guarantee.
Host	Rabbit
Gene ID	433
Gene Symbol	ASGR2
Species	Human
Immunogen	This antibody was developed against Recombinant Protein corresponding to amino acids: YRHNKYKNWAVTQPDNWHGHELGGSEDCVEVQPDGRWNDDFCLQVYRWVC EKR

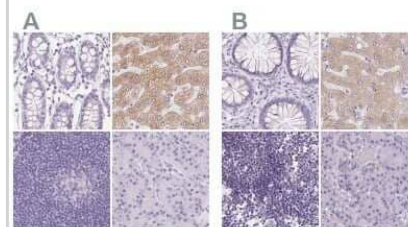
Product Application Details	
Applications	Immunohistochemistry-Paraffin, Immunohistochemistry
Recommended Dilutions	Immunohistochemistry 1:2500 - 1:5000, Immunohistochemistry-Paraffin 1:2500 - 1:5000
Application Notes	For IHC-Paraffin, HIER pH 6 retrieval is recommended.

Images

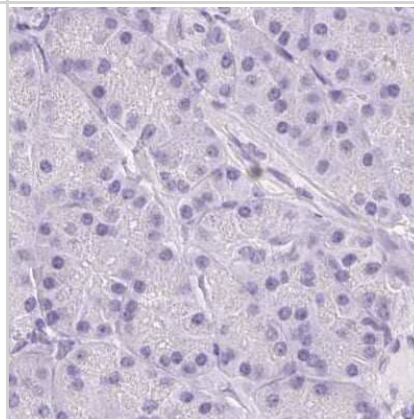
Immunohistochemistry-Paraffin: Asialoglycoprotein Receptor 2 Antibody [NBP1-85579] - Staining in human liver and pancreas tissues using anti-ASGR2 antibody. Corresponding ASGR2 RNA-seq data are presented for the same tissues.



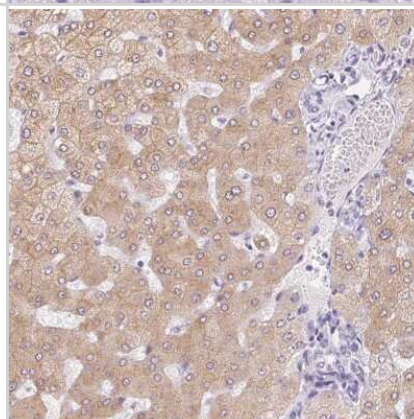
Immunohistochemistry-Paraffin: Asialoglycoprotein Receptor 2 Antibody [NBP1-85579] - Staining of human colon, liver, lymph node and pancreas using Anti-ASGR2 antibody NBP1-85579 (A) shows similar protein distribution across tissues to independent antibody NBP1-85578 (B).



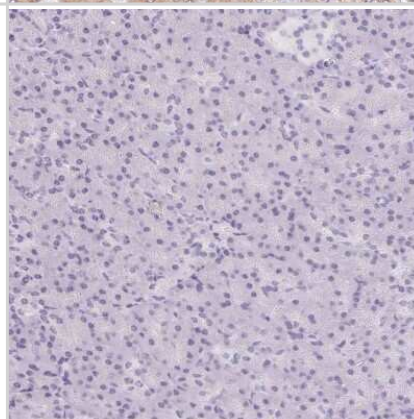
Immunohistochemistry-Paraffin: Asialoglycoprotein Receptor 2 Antibody [NBP1-85579] - Staining of human pancreas using Anti-ASGR2 antibody NBP1-85579.



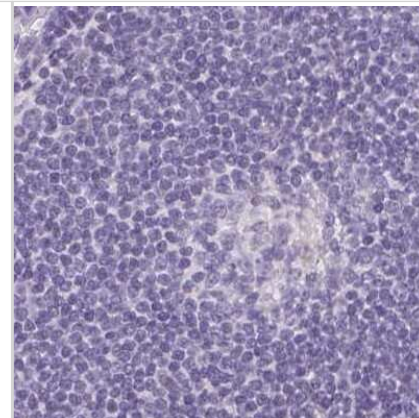
Immunohistochemistry-Paraffin: Asialoglycoprotein Receptor 2 Antibody [NBP1-85579] - Staining of human liver shows high expression.



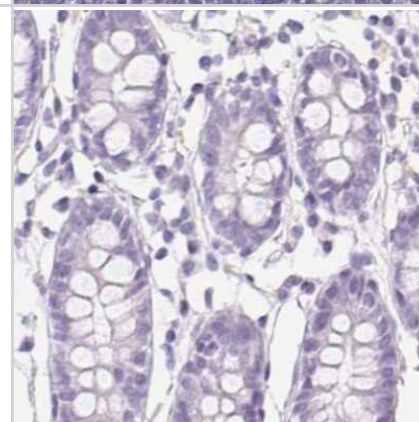
Immunohistochemistry-Paraffin: Asialoglycoprotein Receptor 2 Antibody [NBP1-85579] - Staining of human pancreas shows low expression as expected.



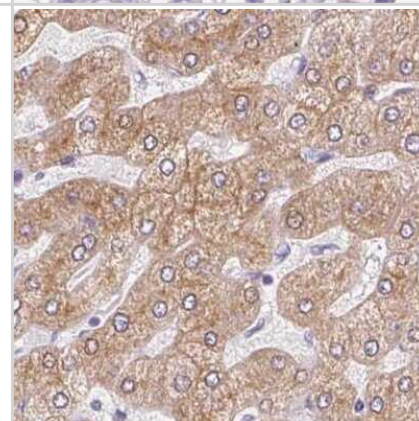
Immunohistochemistry-Paraffin: Asialoglycoprotein Receptor 2 Antibody [NBP1-85579] - Staining of human lymph node.



Immunohistochemistry-Paraffin: Asialoglycoprotein Receptor 2 Antibody [NBP1-85579] - Staining of human colon.



Immunohistochemistry-Paraffin: Asialoglycoprotein Receptor 2 Antibody [NBP1-85579] - Staining of human liver using Anti-ASGR2 antibody NBP1-85579.



Publications

Wu CC, Hsu CW, Chen CD et al. Candidate Serological Biomarkers for Cancer Identified from the Secretomes of 23 Cancer Cell Lines and the Human Protein Atlas. Mol Cell Proteomics 2010-06-01 [PMID: 20124221]



Novus Biologicals USA

10730 E. Briarwood Avenue
Centennial, CO 80112
USA
Phone: 303.730.1950
Toll Free: 1.888.506.6887
Fax: 303.730.1966
nb-customerservice@bio-techne.com

Bio-Techne Canada

21 Canmotor Ave
Toronto, ON M8Z 4E6
Canada
Phone: 905.827.6400
Toll Free: 855.668.8722
Fax: 905.827.6402
canada.inquires@bio-techne.com

Bio-Techne Ltd

19 Barton Lane
Abingdon Science Park
Abingdon, OX14 3NB, United Kingdom
Phone: (44) (0) 1235 529449
Free Phone: 0800 37 34 15
Fax: (44) (0) 1235 533420
info.EMEA@bio-techne.com

General Contact Information

www.novusbio.com
Technical Support: nb-technical@bio-techne.com
Orders: nb-customerservice@bio-techne.com
General: novus@novusbio.com

Products Related to NBP1-85579

NBP1-85579PEP	Asialoglycoprotein Receptor 2 Recombinant Protein Antigen
HAF008	Goat anti-Rabbit IgG Secondary Antibody [HRP]
NB7160	Goat anti-Rabbit IgG (H+L) Secondary Antibody [HRP]
NBP2-24891	Rabbit IgG Isotype Control

Limitations

This product is for research use only and is not approved for use in humans or in clinical diagnosis. Primary Antibodies are guaranteed for 1 year from date of receipt.

For more information on our 100% guarantee, please visit www.novusbio.com/guarantee

Earn gift cards/discounts by submitting a review: www.novusbio.com/reviews/submit/NBP1-85579

Earn gift cards/discounts by submitting a publication using this product:
www.novusbio.com/publications

