

# Product Datasheet

## Clathrin interactor 1 Antibody - BSA Free NBP1-85570

Unit Size: 0.1 ml

Store at 4C short term. Aliquot and store at -20C long term. Avoid freeze-thaw cycles.

[www.novusbio.com](http://www.novusbio.com)



[technical@novusbio.com](mailto:technical@novusbio.com)

Protocols, Publications, Related Products, Reviews, Research Tools and Images at:  
[www.novusbio.com/NBP1-85570](http://www.novusbio.com/NBP1-85570)

Updated 9/9/2025 v.20.1

Earn rewards for product  
reviews and publications.

Submit a publication at [www.novusbio.com/publications](http://www.novusbio.com/publications)

Submit a review at [www.novusbio.com/reviews/destination/NBP1-85570](http://www.novusbio.com/reviews/destination/NBP1-85570)



**NBP1-85570**

Clathrin interactor 1 Antibody - BSA Free

**Product Information**

|                      |  |
|----------------------|--|
| <b>Unit Size</b>     | 0.1 ml   |
| <b>Concentration</b> | Concentrations vary lot to lot. See vial label for concentration. If unlisted please contact technical services. |
| <b>Storage</b>       | Store at 4C short term. Aliquot and store at -20C long term. Avoid freeze-thaw cycles.                           |
| <b>Clonality</b>     | Polyclonal   |
| <b>Preservative</b>  | 0.02% Sodium Azide   |
| <b>Isotype</b>       | IgG  |
| <b>Purity</b>        | Immunogen affinity purified  |
| <b>Buffer</b>        | PBS (pH 7.2) and 40% Glycerol  |

**Product Description**

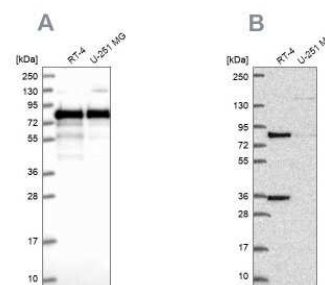
|                    |   |
|--------------------|---|
| <b>Description</b> | Novus Biologicals Rabbit Clathrin interactor 1 Antibody - BSA Free (NBP1-85570) is a polyclonal antibody validated for use in IHC, WB and ICC/IF. All Novus Biologicals antibodies are covered by our 100% guarantee. |
| <b>Host</b>        | Rabbit  |
| <b>Gene ID</b>     | 9685  |
| <b>Gene Symbol</b> | CLINT1  |
| <b>Species</b>     | Human, Mouse, Rat   |
| <b>Immunogen</b>   | This antibody was developed against Recombinant Protein corresponding to amino acids:<br>DEEETVTTKHHITQATETTTTRHKRTANPSKTIDLGAAAHYTGDKASPDQNA<br>STHTPQSSVKTSVPSSKSSGDLVDLFDGTSQSTGGSADLFGGFADFGS                     |

**Product Application Details**

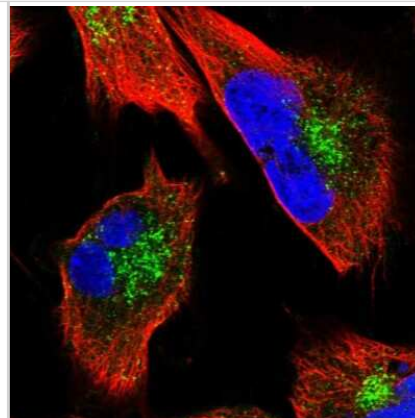
|                              |  |
|------------------------------|--|
| <b>Applications</b>          | Western Blot, Immunohistochemistry-Paraffin, Immunocytochemistry/Immunofluorescence, Immunohistochemistry  |
| <b>Recommended Dilutions</b> | Western Blot 0.04-0.4 ug/ml, Immunohistochemistry 1:500 - 1:1000, Immunocytochemistry/ Immunofluorescence 0.25-2 ug/ml, Immunohistochemistry-Paraffin 1:500 - 1:1000 |
| <b>Application Notes</b>     | For IHC-Paraffin, HIER pH 6 retrieval is recommended. ICC/IF, Fixation Permeabilization: Use PFA/Triton X-100.   |

**Images**

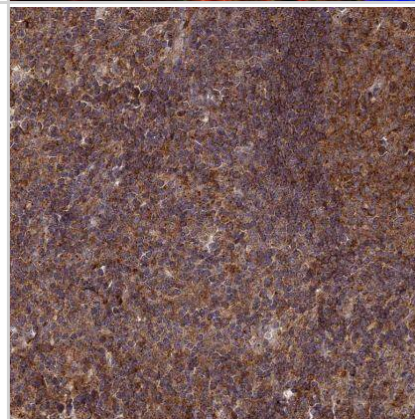
Western Blot: Clathrin interactor 1 Antibody [NBP1-85570] - Analysis using Anti-CLINT1 antibody NBP1-85570 (A) shows similar pattern to independent antibody NBP2-49239 (B).



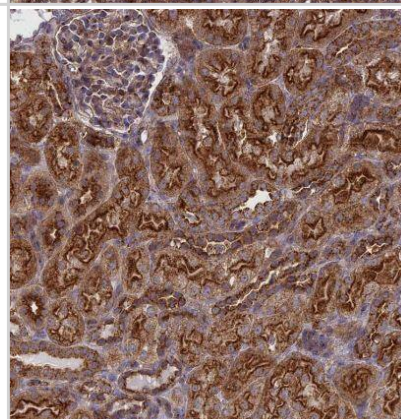
Immunocytochemistry/Immunofluorescence: Clathrin interactor 1 Antibody [NBP1-85570] - Immunofluorescent staining of human cell line U-251 MG shows localization to vesicles. Antibody staining is shown in green.



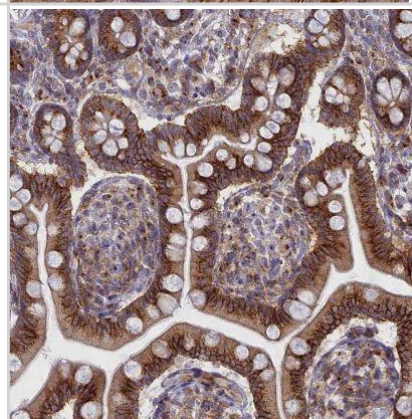
Immunohistochemistry-Paraffin: Clathrin interactor 1 Antibody [NBP1-85570] - Staining of human lymph node shows strong cytoplasmic positivity in non-germinal center cells.



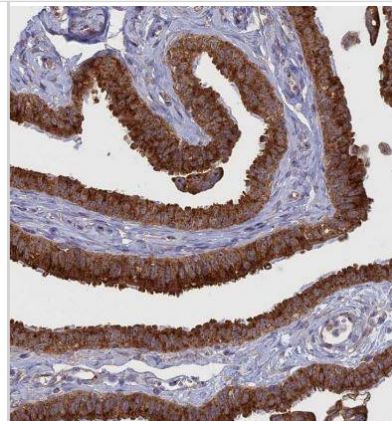
Immunohistochemistry-Paraffin: Clathrin interactor 1 Antibody [NBP1-85570] -Staining of human kidney shows strong cytoplasmic/membranous positivity in cells in tubules.



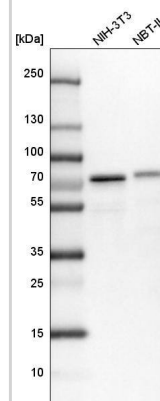
Immunohistochemistry-Paraffin: Clathrin interactor 1 Antibody [NBP1-85570] -Staining of human small intestine shows strong cytoplasmic positivity in glandular cells.



Immunohistochemistry-Paraffin: Clathrin interactor 1 Antibody [NBP1-85570] - Staining of human fallopian tube shows strong cytoplasmic positivity in glandular cells.



Analysis in mouse cell line NIH-3T3 and rat cell line NBT-II.





### **Novus Biologicals USA**

10730 E. Briarwood Avenue  
Centennial, CO 80112  
USA  
Phone: 303.730.1950  
Toll Free: 1.888.506.6887  
Fax: 303.730.1966  
nb-customerservice@bio-techne.com

### **Bio-Techne Canada**

21 Canmotor Ave  
Toronto, ON M8Z 4E6  
Canada  
Phone: 905.827.6400  
Toll Free: 855.668.8722  
Fax: 905.827.6402  
canada.inquires@bio-techne.com

### **Bio-Techne Ltd**

19 Barton Lane  
Abingdon Science Park  
Abingdon, OX14 3NB, United Kingdom  
Phone: (44) (0) 1235 529449  
Free Phone: 0800 37 34 15  
Fax: (44) (0) 1235 533420  
info.EMEA@bio-techne.com

### **General Contact Information**

www.novusbio.com  
Technical Support: nb-technical@bio-techne.com  
Orders: nb-customerservice@bio-techne.com  
General: novus@novusbio.com

### **Products Related to NBP1-85570**

---

|               |   |
|---------------|---|
| NBP1-85570PEP | Clathrin interactor 1 Recombinant Protein Antigen   |
| HAF008        | Goat anti-Rabbit IgG Secondary Antibody [HRP]       |
| NB7160        | Goat anti-Rabbit IgG (H+L) Secondary Antibody [HRP] |
| NBP2-24891    | Rabbit IgG Isotype Control                          |

---

### **Limitations**

This product is for research use only and is not approved for use in humans or in clinical diagnosis. Primary Antibodies are guaranteed for 1 year from date of receipt.

For more information on our 100% guarantee, please visit [www.novusbio.com/guarantee](http://www.novusbio.com/guarantee)

Earn gift cards/discounts by submitting a review: [www.novusbio.com/reviews/submit/NBP1-85570](http://www.novusbio.com/reviews/submit/NBP1-85570)

Earn gift cards/discounts by submitting a publication using this product:  
[www.novusbio.com/publications](http://www.novusbio.com/publications)

