

Product Datasheet

ODF2 Antibody - BSA Free NBP1-85417

Unit Size: 0.1 ml

Store at 4C short term. Aliquot and store at -20C long term. Avoid freeze-thaw cycles.

www.novusbio.com



technical@novusbio.com

Publications: 3

Protocols, Publications, Related Products, Reviews, Research Tools and Images at:
www.novusbio.com/NBP1-85417

Updated 12/2/2025 v.20.1

Earn rewards for product
reviews and publications.

Submit a publication at www.novusbio.com/publications

Submit a review at www.novusbio.com/reviews/destination/NBP1-85417



NBP1-85417

ODF2 Antibody - BSA Free

Product Information	
Unit Size	0.1 ml
Concentration	Concentrations vary lot to lot. See vial label for concentration. If unlisted please contact technical services.
Storage	Store at 4C short term. Aliquot and store at -20C long term. Avoid freeze-thaw cycles.
Clonality	Polyclonal
Preservative	0.02% Sodium Azide
Isotype	IgG
Purity	Affinity purified
Buffer	PBS (pH 7.2) and 40% Glycerol

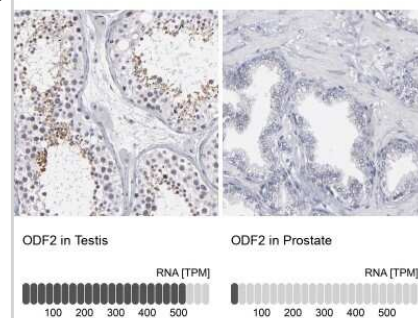
Product Description	
Description	Novus Biologicals Rabbit ODF2 Antibody - BSA Free (NBP1-85417) is a polyclonal antibody validated for use in IHC and ICC/IF. Anti-ODF2 Antibody: Cited in 3 publications. All Novus Biologicals antibodies are covered by our 100% guarantee.
Host	Rabbit
Gene ID	4957
Gene Symbol	ODF2
Species	Human
Immunogen	This antibody was developed against Recombinant Protein corresponding to amino acids: HKRGMKGDVTNVRRSVRVKTKNPPHCLEITPPSSEKLVSVMLRSDLSTEDDDSGHCKMNRDYDKKIDSLMNAVGLKSEVKMQKGERQMAKRFLEERKEELEEVAAH ELAETEHENTVLRHNIERMKEEKDFILQKKHLQKEKE

Product Application Details	
Applications	Immunohistochemistry-Paraffin, Immunohistochemistry
Recommended Dilutions	Immunohistochemistry 1:500 - 1:1000, Immunohistochemistry-Paraffin 1:500 - 1:1000
Application Notes	For IHC-Paraffin, HIER pH 6 retrieval is recommended.

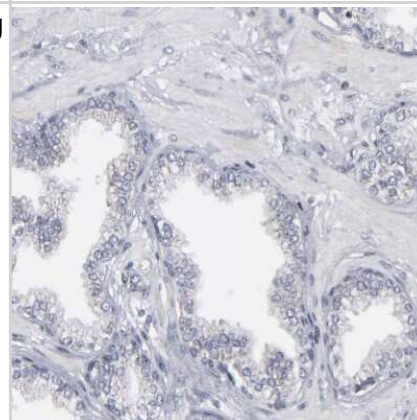


Images

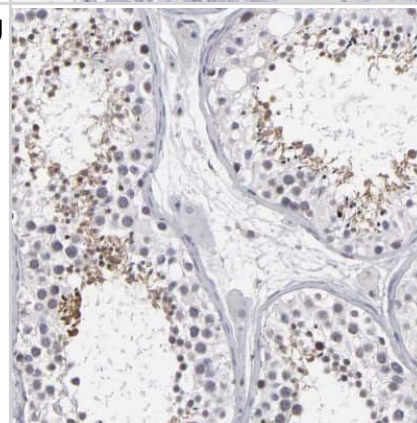
Immunohistochemistry-Paraffin: ODF2 Antibody [NBP1-85417] - Staining in human testis and prostate tissues using anti-ODF2 antibody. Corresponding ODF2 RNA-seq data are presented for the same tissues.



Immunohistochemistry-Paraffin: ODF2 Antibody [NBP1-85417] - Staining of human prostate shows low expression as expected.



Immunohistochemistry-Paraffin: ODF2 Antibody [NBP1-85417] - Staining of human testis shows high expression.



Publications

Asante D, Stevenson NL, Stephens DJ. Subunit composition of the human cytoplasmic dynein-2 complex. *J Cell Sci* 2014-11-01 [PMID: 25205765] (ICC/IF, Human)

Asante D, MacCarthy-Morrogh L, Townley AK et al. A role for the Golgi matrix protein giantin in ciliogenesis through control of the localization of dynein-2. *J Cell Sci* 2013-11-15 [PMID: 24046448] (ICC/IF, Human)

Baron Gaillard CL, Pallesi-Pocachard E, Massey-Harroche D et al. Hook2 is involved in the morphogenesis of the primary cilium. *Mol Biol Cell* 2011-12-01 [PMID: 21998199]



Novus Biologicals USA

10730 E. Briarwood Avenue
Centennial, CO 80112
USA
Phone: 303.730.1950
Toll Free: 1.888.506.6887
Fax: 303.730.1966
nb-customerservice@bio-techne.com

Bio-Techne Canada

21 Canmotor Ave
Toronto, ON M8Z 4E6
Canada
Phone: 905.827.6400
Toll Free: 855.668.8722
Fax: 905.827.6402
canada.inquires@bio-techne.com

Bio-Techne Ltd

19 Barton Lane
Abingdon Science Park
Abingdon, OX14 3NB, United Kingdom
Phone: (44) (0) 1235 529449
Free Phone: 0800 37 34 15
Fax: (44) (0) 1235 533420
info.EMEA@bio-techne.com

General Contact Information

www.novusbio.com
Technical Support: nb-technical@bio-techne.com
Orders: nb-customerservice@bio-techne.com
General: novus@novusbio.com

Products Related to NBP1-85417

NBP1-85417PEP	ODF2 Recombinant Protein Antigen
HAF008	Goat anti-Rabbit IgG Secondary Antibody [HRP]
NB7160	Goat anti-Rabbit IgG (H+L) Secondary Antibody [HRP]
NBP2-24891	Rabbit IgG Isotype Control

Limitations

This product is for research use only and is not approved for use in humans or in clinical diagnosis. Primary Antibodies are guaranteed for 1 year from date of receipt.

For more information on our 100% guarantee, please visit www.novusbio.com/guarantee

Earn gift cards/discounts by submitting a review: www.novusbio.com/reviews/submit/NBP1-85417

Earn gift cards/discounts by submitting a publication using this product:
www.novusbio.com/publications

