

Product Datasheet

MRG-binding protein Antibody - BSA Free NBP1-84936

Unit Size: 0.1 ml

Store at 4C short term. Aliquot and store at -20C long term. Avoid freeze-thaw cycles.

www.novusbio.com



technical@novusbio.com

Protocols, Publications, Related Products, Reviews, Research Tools and Images at:
www.novusbio.com/NBP1-84936

Updated 9/9/2025 v.20.1

Earn rewards for product
reviews and publications.

Submit a publication at www.novusbio.com/publications

Submit a review at www.novusbio.com/reviews/destination/NBP1-84936



NBP1-84936

MRG-binding protein Antibody - BSA Free

Product Information

Unit Size	0.1 ml
Concentration	Concentrations vary lot to lot. See vial label for concentration. If unlisted please contact technical services.
Storage	Store at 4C short term. Aliquot and store at -20C long term. Avoid freeze-thaw cycles.
Clonality	Polyclonal
Preservative	0.02% Sodium Azide
Isotype	IgG
Purity	Immunogen affinity purified
Buffer	PBS (pH 7.2) and 40% Glycerol

Product Description

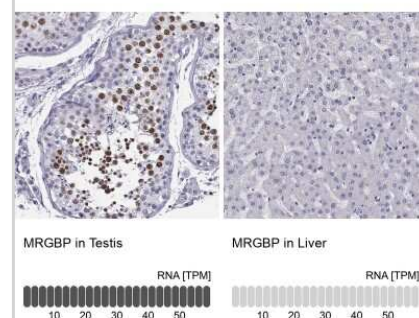
Description	Novus Biologicals Rabbit MRG-binding protein Antibody - BSA Free (NBP1-84936) is a polyclonal antibody validated for use in IHC, WB and ICC/IF. All Novus Biologicals antibodies are covered by our 100% guarantee.
Host	Rabbit
Gene ID	55257
Gene Symbol	MRGBP
Species	Human, Mouse, Rat
Immunogen	This antibody was developed against Recombinant Protein corresponding to amino acids: LFHAMLGHKPVGVNRHFHMICIRDKFSQNIGRQVPSKVIWDHLSTMYDMQALH ESEILPFPNPERNFVLPEEIIQEVREGKVMIEEEMKEEMKEDVDPHNGADDVFS SSGSLGKASEKSSKDKEKNSSDLGCKE

Product Application Details

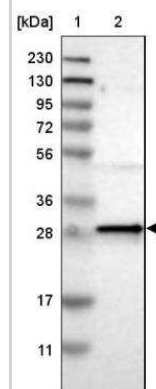
Applications	Western Blot, Immunohistochemistry-Paraffin, Immunocytochemistry/Immunofluorescence, Immunohistochemistry
Recommended Dilutions	Western Blot 0.04-0.4 ug/ml, Immunohistochemistry 1:2500 - 1:5000, Immunocytochemistry/ Immunofluorescence 0.25-2 ug/ml, Immunohistochemistry-Paraffin 1:2500 - 1:5000
Application Notes	For IHC-Paraffin, HIER pH 6 retrieval is recommended. ICC/IF Fixation Permeabilization: Use PFA/Triton X-100.

Images

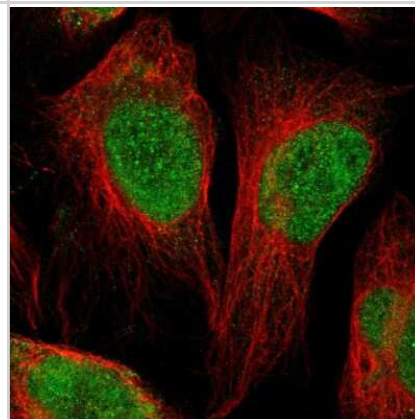
Immunohistochemistry-Paraffin: MRG-binding protein Antibody [NBP1-84936] - Analysis in human testis and liver tissues using NBP1-84936 antibody. Corresponding MRGBP RNA-seq data are presented for the same tissues.



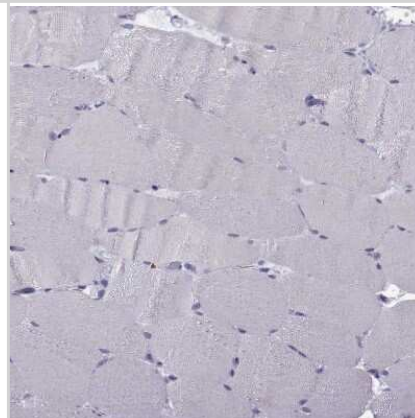
Western Blot: MRG-binding protein Antibody [NBP1-84936] - Lane 1: Marker [kDa] 230, 130, 95, 72, 56, 36, 28, 17, 11. Lane 2: Human cell line RT-352



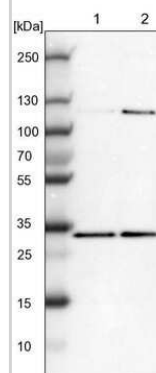
Immunocytochemistry/Immunofluorescence: MRG-binding protein Antibody [NBP1-84936] - Staining of human cell line U-2 OS shows localization to nucleus.



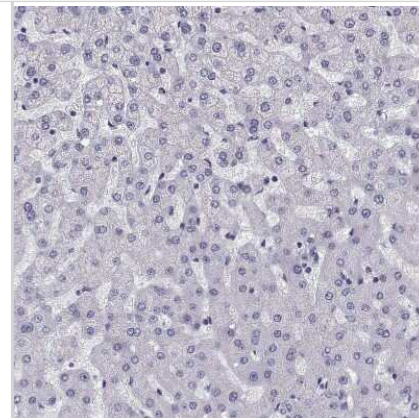
Immunohistochemistry-Paraffin: MRG-binding protein Antibody [NBP1-84936] - Staining of human Skeletal muscle shows very weak nuclear positivity in myocytes.



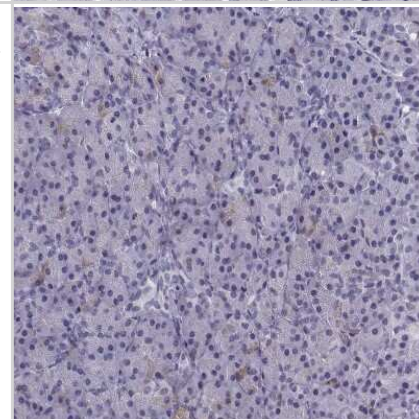
Western Blot: MRG-binding protein Antibody [NBP1-84936] - Lane 1: NIH-3T3 cell lysate (Mouse embryonic fibroblast cells). Lane 2: NBT-II cell lysate (Rat Wistar bladder tumor cells).



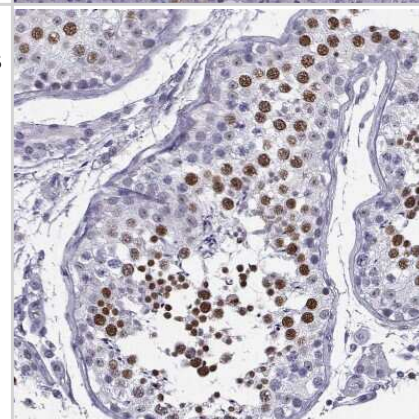
Immunohistochemistry-Paraffin: MRG-binding protein Antibody [NBP1-84936] - Staining of human Liver shows very weak nuclear positivity in hepatocytes.



Immunohistochemistry-Paraffin: MRG-binding protein Antibody [NBP1-84936] - Staining of human Pancreas shows very weak nuclear positivity in exocrine glandular cells.



Immunohistochemistry-Paraffin: MRG-binding protein Antibody [NBP1-84936] - Staining of human Testis shows strong nuclear positivity in cells in seminiferous ducts.





Novus Biologicals USA

10730 E. Briarwood Avenue
Centennial, CO 80112
USA
Phone: 303.730.1950
Toll Free: 1.888.506.6887
Fax: 303.730.1966
nb-customerservice@bio-techne.com

Bio-Techne Canada

21 Canmotor Ave
Toronto, ON M8Z 4E6
Canada
Phone: 905.827.6400
Toll Free: 855.668.8722
Fax: 905.827.6402
canada.inquires@bio-techne.com

Bio-Techne Ltd

19 Barton Lane
Abingdon Science Park
Abingdon, OX14 3NB, United Kingdom
Phone: (44) (0) 1235 529449
Free Phone: 0800 37 34 15
Fax: (44) (0) 1235 533420
info.EMEA@bio-techne.com

General Contact Information

www.novusbio.com
Technical Support: nb-technical@bio-techne.com
Orders: nb-customerservice@bio-techne.com
General: novus@novusbio.com

Products Related to NBP1-84936

NBP1-84936PEP	MRG-binding protein Recombinant Protein Antigen
HAF008	Goat anti-Rabbit IgG Secondary Antibody [HRP]
NB7160	Goat anti-Rabbit IgG (H+L) Secondary Antibody [HRP]
NBP2-24891	Rabbit IgG Isotype Control

Limitations

This product is for research use only and is not approved for use in humans or in clinical diagnosis. Primary Antibodies are guaranteed for 1 year from date of receipt.

For more information on our 100% guarantee, please visit www.novusbio.com/guarantee

Earn gift cards/discounts by submitting a review: www.novusbio.com/reviews/submit/NBP1-84936

Earn gift cards/discounts by submitting a publication using this product:
www.novusbio.com/publications

