

Product Datasheet

IKK gamma Antibody - BSA Free NBP1-84681

Unit Size: 0.1 ml

Store at 4C short term. Aliquot and store at -20C long term. Avoid freeze-thaw cycles.

www.novusbio.com



technical@novusbio.com

Protocols, Publications, Related Products, Reviews, Research Tools and Images at:
www.novusbio.com/NBP1-84681

Updated 2/21/2025 v.20.1

Earn rewards for product
reviews and publications.

Submit a publication at www.novusbio.com/publications

Submit a review at www.novusbio.com/reviews/destination/NBP1-84681



NBP1-84681

IKK gamma Antibody - BSA Free

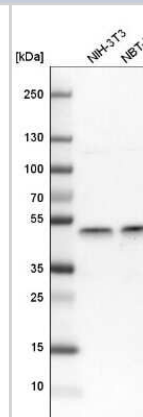
Product Information	
Unit Size	0.1 ml
Concentration	Concentrations vary lot to lot. See vial label for concentration. If unlisted please contact technical services.
Storage	Store at 4C short term. Aliquot and store at -20C long term. Avoid freeze-thaw cycles.
Clonality	Polyclonal
Preservative	0.02% Sodium Azide
Isotype	IgG
Purity	Immunogen affinity purified
Buffer	PBS (pH 7.2) and 40% Glycerol

Product Description	
Host	Rabbit
Gene ID	8517
Gene Symbol	IKBKG
Species	Human, Mouse, Rat
Immunogen	This antibody was developed against Recombinant Protein corresponding to amino acids: HLWKSQLCCEMVQPSGGPAADQDVLGEESPLGKPAMLHLPSEQQGAPETLQRC LEENQELRDAIRQSNQILRERCEELLHFQASQREEKEFLMCKFQEARLVERL GLEKLDLKRQKEQAL

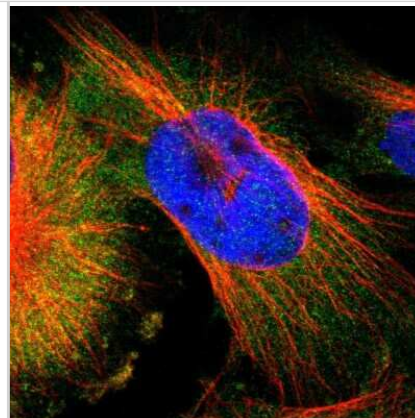
Product Application Details	
Applications	Western Blot, Immunocytochemistry/ Immunofluorescence, Immunohistochemistry, Immunohistochemistry-Paraffin
Recommended Dilutions	Western Blot 0.04-0.4 ug/ml, Immunohistochemistry 1:50 - 1:200, Immunocytochemistry/ Immunofluorescence 0.25-2 ug/ml, Immunohistochemistry-Paraffin 1:50 - 1:200
Application Notes	For IHC-Paraffin, HIER pH 6 retrieval is recommended. ICC/IF, Fixation Permeabilization: Use PFA/Triton X-100.

Images

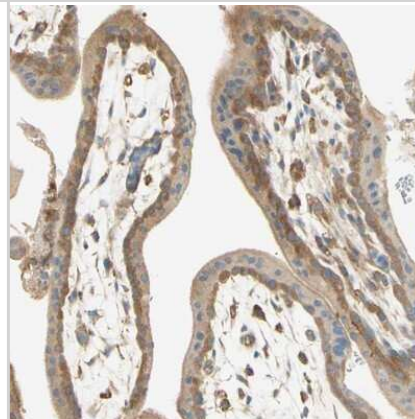
Western Blot: IKK gamma Antibody [NBP1-84681] - Analysis in mouse cell line NIH-3T3 and rat cell line NBT-II.



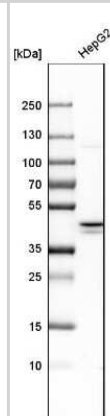
Immunocytochemistry/Immunofluorescence: IKK gamma Antibody [NBP1-84681] - Immunofluorescent staining of human cell line U-251 MG shows localization to cytosol.



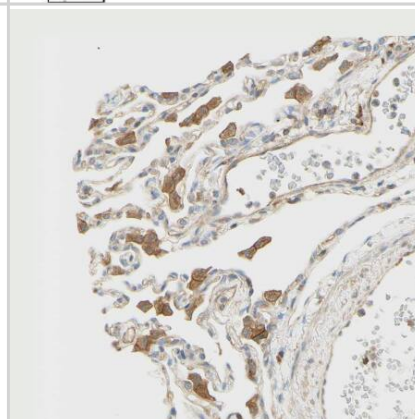
Immunohistochemistry-Paraffin: IKK gamma Antibody [NBP1-84681] - Staining of human placenta shows moderate cytoplasmic positivity in trophoblastic cells.



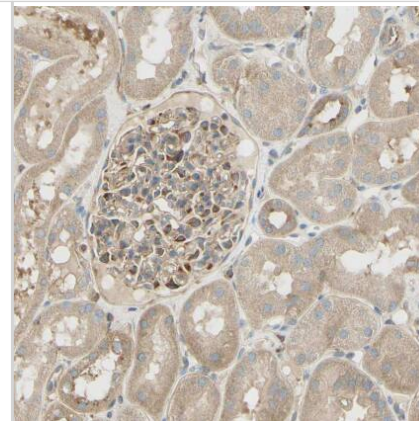
Western Blot: IKK gamma Antibody [NBP1-84681] - Analysis in human cell line HepG2.



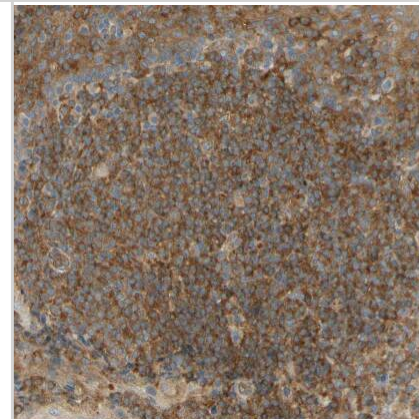
Immunohistochemistry-Paraffin: IKK gamma Antibody [NBP1-84681] - Staining of human lung shows moderate cytoplasmic positivity in macrophages.



Immunohistochemistry-Paraffin: IKK gamma Antibody [NBP1-84681] - Staining of human kidney shows moderate cytoplasmic positivity in cells in glomeruli.



Immunohistochemistry-Paraffin: IKK gamma Antibody [NBP1-84681] - Staining of human tonsil shows moderate cytoplasmic positivity in germinal center cells.





Novus Biologicals USA

10730 E. Briarwood Avenue
Centennial, CO 80112
USA
Phone: 303.730.1950
Toll Free: 1.888.506.6887
Fax: 303.730.1966
nb-customerservice@bio-techne.com

Bio-Techne Canada

21 Canmotor Ave
Toronto, ON M8Z 4E6
Canada
Phone: 905.827.6400
Toll Free: 855.668.8722
Fax: 905.827.6402
canada.inquires@bio-techne.com

Bio-Techne Ltd

19 Barton Lane
Abingdon Science Park
Abingdon, OX14 3NB, United Kingdom
Phone: (44) (0) 1235 529449
Free Phone: 0800 37 34 15
Fax: (44) (0) 1235 533420
info.EMEA@bio-techne.com

General Contact Information

www.novusbio.com
Technical Support: nb-technical@bio-techne.com
Orders: nb-customerservice@bio-techne.com
General: novus@novusbio.com

Products Related to NBP1-84681

NBP1-84681PEP	IKK gamma Recombinant Protein Antigen
NBP2-26504	IKK gamma Inhibitor Peptide Set
HAF008	Goat anti-Rabbit IgG Secondary Antibody [HRP]
NB7160	Goat anti-Rabbit IgG (H+L) Secondary Antibody [HRP]
NBP2-24891	Rabbit IgG Isotype Control

Limitations

This product is for research use only and is not approved for use in humans or in clinical diagnosis. Primary Antibodies are guaranteed for 1 year from date of receipt.

For more information on our 100% guarantee, please visit www.novusbio.com/guarantee

Earn gift cards/discounts by submitting a review: www.novusbio.com/reviews/submit/NBP1-84681

Earn gift cards/discounts by submitting a publication using this product:
www.novusbio.com/publications

