

Product Datasheet

DNAl1 Antibody - BSA Free

NBP1-84465

Unit Size: 0.1 ml

Store at 4C short term. Aliquot and store at -20C long term. Avoid freeze-thaw cycles.

www.novusbio.com



technical@novusbio.com

Protocols, Publications, Related Products, Reviews, Research Tools and Images at:
www.novusbio.com/NBP1-84465

Updated 2/21/2025 v.20.1

Earn rewards for product
reviews and publications.

Submit a publication at www.novusbio.com/publications

Submit a review at www.novusbio.com/reviews/destination/NBP1-84465



NBP1-84465

DNAI1 Antibody - BSA Free

Product Information

Unit Size	0.1 ml
Concentration	Concentrations vary lot to lot. See vial label for concentration. If unlisted please contact technical services.
Storage	Store at 4C short term. Aliquot and store at -20C long term. Avoid freeze-thaw cycles.
Clonality	Polyclonal
Preservative	0.02% Sodium Azide
Isotype	IgG
Purity	Immunogen affinity purified
Buffer	PBS (pH 7.2) and 40% Glycerol

Product Description

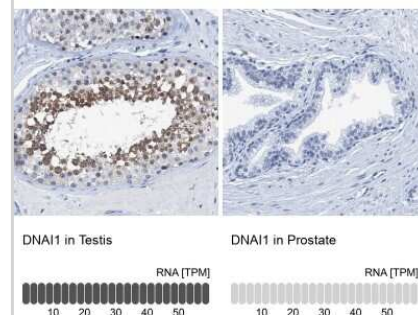
Host	Rabbit
Gene ID	27019
Gene Symbol	DNAI1
Species	Human
Reactivity Notes	Immunogen displays the following percentage of sequence identity for non-tested species: Mouse (86%), Rat (86%)
Immunogen	This antibody was developed against Recombinant Protein corresponding to amino acids: EKEKAKTPVAKKSGKMAMRKLTSMESQTDDLIKLSQAAKIMERMVNQNTYDDI AQDFKYYDDAADEYRDQVGTLPLWKQNDKAKRLSVTALCW

Product Application Details

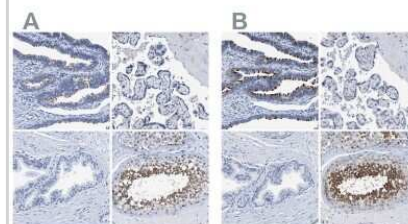
Applications	Western Blot, Immunohistochemistry, Immunohistochemistry-Paraffin
Recommended Dilutions	Western Blot 0.04-0.4 ug/ml, Immunohistochemistry 1:500 - 1:1000, Immunohistochemistry-Paraffin 1:500 - 1:1000
Application Notes	For IHC-Paraffin, HIER pH 6 retrieval is recommended.

Images

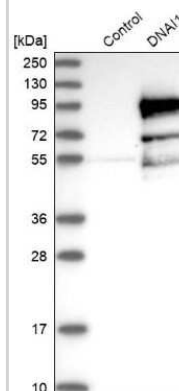
Immunohistochemistry-Paraffin: DNAI1 Antibody [NBP1-84465] - Staining in human testis and prostate tissues using NBP1-84465 antibody. Corresponding DNAI1 RNA-seq data are presented for the same tissues.



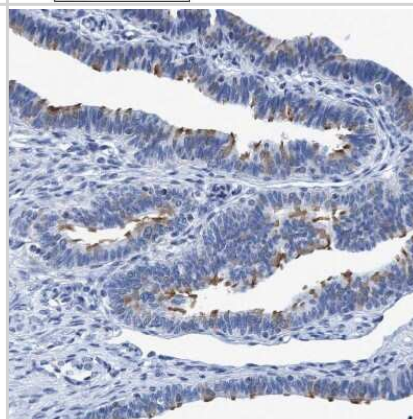
Immunohistochemistry-Paraffin: DNAI1 Antibody [NBP1-84465] -
Staining of human fallopian tube, placenta, prostate and testis using Anti-
DNAI1 antibody NBP1-84465 (A) shows similar protein distribution
across tissues to independent antibody NBP1-84466 (B).



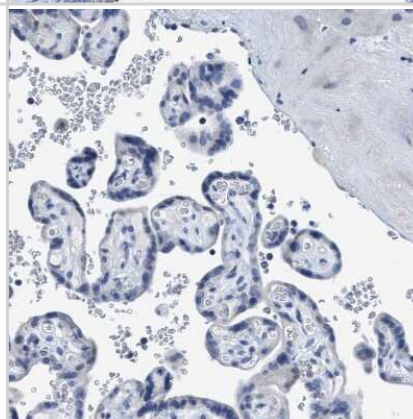
Western Blot: DNAI1 Antibody [NBP1-84465] - Analysis in control (vector only transfected HEK293T lysate) and DNAI1 over-expression lysate
(Co-expressed with a C-terminal myc-DDK tag (3.1 kDa) in mammalian
HEK293T cells).



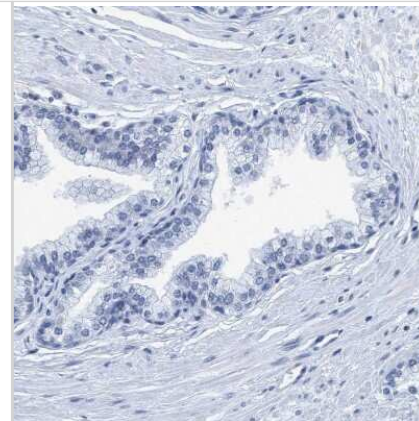
Immunohistochemistry-Paraffin: DNAI1 Antibody [NBP1-84465] -
Staining of human Fallopian tube shows moderate positivity in cilia in
glandular cells.



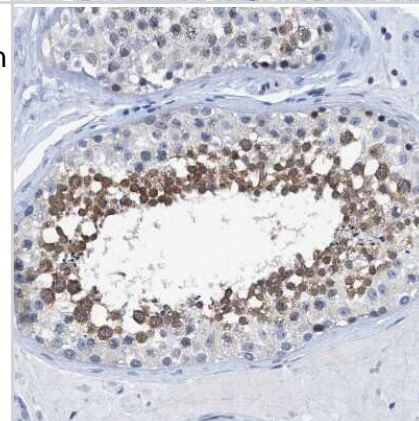
Immunohistochemistry-Paraffin: DNAI1 Antibody [NBP1-84465] -
Staining of human placenta shows no positivity in trophoblastic cells as
expected.



Immunohistochemistry-Paraffin: DNAI1 Antibody [NBP1-84465] - Staining of human prostate shows no positivity in glandular cells as expected.



Immunohistochemistry-Paraffin: DNAI1 Antibody [NBP1-84465] - Staining of human testis shows moderate cytoplasmic positivity in cells in seminiferous ducts.





Novus Biologicals USA

10730 E. Briarwood Avenue
Centennial, CO 80112
USA
Phone: 303.730.1950
Toll Free: 1.888.506.6887
Fax: 303.730.1966
nb-customerservice@bio-techne.com

Bio-Techne Canada

21 Canmotor Ave
Toronto, ON M8Z 4E6
Canada
Phone: 905.827.6400
Toll Free: 855.668.8722
Fax: 905.827.6402
canada.inquires@bio-techne.com

Bio-Techne Ltd

19 Barton Lane
Abingdon Science Park
Abingdon, OX14 3NB, United Kingdom
Phone: (44) (0) 1235 529449
Free Phone: 0800 37 34 15
Fax: (44) (0) 1235 533420
info.EMEA@bio-techne.com

General Contact Information

www.novusbio.com
Technical Support: nb-technical@bio-techne.com
Orders: nb-customerservice@bio-techne.com
General: novus@novusbio.com

Products Related to NBP1-84465

NBP1-84465PEP	DNAI1 Recombinant Protein Antigen
HAF008	Goat anti-Rabbit IgG Secondary Antibody [HRP]
NB7160	Goat anti-Rabbit IgG (H+L) Secondary Antibody [HRP]
NBP2-24891	Rabbit IgG Isotype Control

Limitations

This product is for research use only and is not approved for use in humans or in clinical diagnosis. Primary Antibodies are guaranteed for 1 year from date of receipt.

For more information on our 100% guarantee, please visit www.novusbio.com/guarantee

Earn gift cards/discounts by submitting a review: www.novusbio.com/reviews/submit/NBP1-84465

Earn gift cards/discounts by submitting a publication using this product:
www.novusbio.com/publications

