

Product Datasheet

Langerin/CD207 Antibody - BSA Free NBP1-84448

Unit Size: 0.1 ml

Store at 4C short term. Aliquot and store at -20C long term. Avoid freeze-thaw cycles.

www.novusbio.com



technical@novusbio.com

Protocols, Publications, Related Products, Reviews, Research Tools and Images at:
www.novusbio.com/NBP1-84448

Updated 2/21/2025 v.20.1

Earn rewards for product
reviews and publications.

Submit a publication at www.novusbio.com/publications

Submit a review at www.novusbio.com/reviews/destination/NBP1-84448



NBP1-84448

Langerin/CD207 Antibody - BSA Free

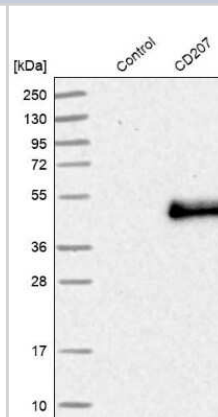
Product Information	
Unit Size	0.1 ml
Concentration	Concentrations vary lot to lot. See vial label for concentration. If unlisted please contact technical services.
Storage	Store at 4C short term. Aliquot and store at -20C long term. Avoid freeze-thaw cycles.
Clonality	Polyclonal
Preservative	0.02% Sodium Azide
Isotype	IgG
Purity	Immunogen affinity purified
Buffer	PBS (pH 7.2) and 40% Glycerol

Product Description	
Host	Rabbit
Gene ID	50489
Gene Symbol	CD207
Species	Human
Immunogen	This antibody was developed against Recombinant Protein corresponding to amino acids: VKTNVQLLKGRVDNISTLDSEIKKNSDGMEAAGVQIQMVNESLGYVRSQFLKLK TSVEKANAEIQILTRSWEEVSTLNAQIPELKSDLEKASALNTKIRALQGSLENMS KLLKRQNDILQVVSQGWKYFKGNFYFSLIP

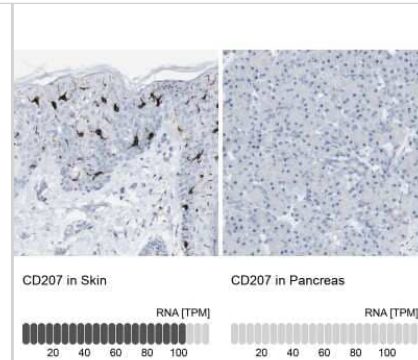
Product Application Details	
Applications	Western Blot, Immunohistochemistry, Immunohistochemistry-Paraffin
Recommended Dilutions	Western Blot 0.04-0.4 ug/ml, Immunohistochemistry 1:500 - 1:1000, Immunohistochemistry-Paraffin 1:500 - 1:1000
Application Notes	For IHC-Paraffin, HIER pH 6 retrieval is recommended.

Images

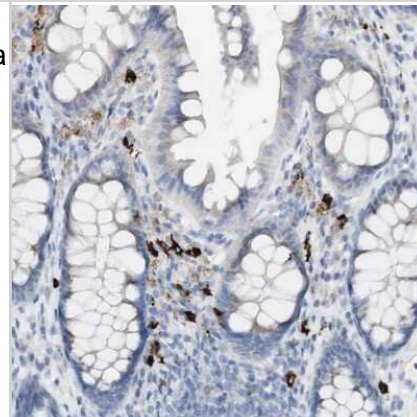
Western Blot: Langerin/CD207 Antibody [NBP1-84448] - Analysis in control (vector only transfected HEK293T lysate) and CD207 over-expression lysate (Co-expressed with a C-terminal myc-DDK tag (3.1 kDa) in mammalian HEK293T cells).



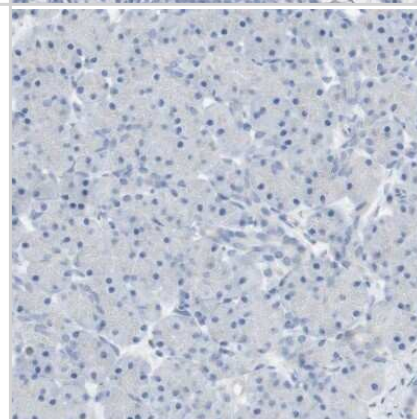
Immunohistochemistry-Paraffin: Langerin/CD207 Antibody [NBP1-84448] - Staining in human skin and pancreas tissues using NBP1-84448 antibody. Corresponding CD207 RNA-seq data are presented for the same tissues.



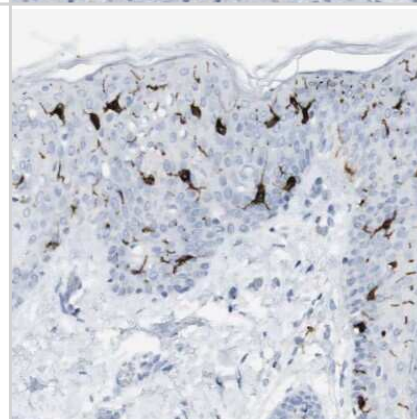
Immunohistochemistry-Paraffin: Langerin/CD207 Antibody [NBP1-84448] - Staining of human colon shows strong cytoplasmic positivity in a subset of lymphoid cells.



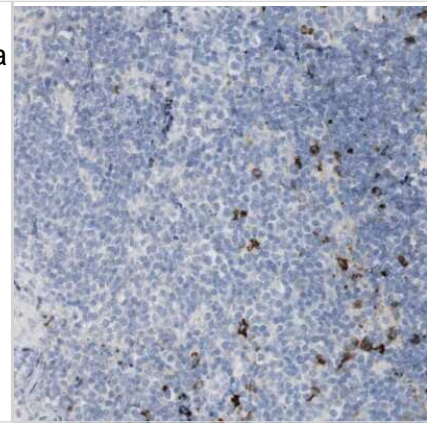
Immunohistochemistry-Paraffin: Langerin/CD207 Antibody [NBP1-84448] - Staining of human pancreas shows no positivity in exocrine glandular cells as expected.



Immunohistochemistry-Paraffin: Langerin/CD207 Antibody [NBP1-84448] - Staining of human skin shows strong cytoplasmic positivity in Langerhans cells.



Immunohistochemistry-Paraffin: Langerin/CD207 Antibody [NBP1-84448] - Staining of human tonsil shows strong cytoplasmic positivity in a subset of non-germinal center cells.





Novus Biologicals USA

10730 E. Briarwood Avenue
Centennial, CO 80112
USA
Phone: 303.730.1950
Toll Free: 1.888.506.6887
Fax: 303.730.1966
nb-customerservice@bio-techne.com

Bio-Techne Canada

21 Canmotor Ave
Toronto, ON M8Z 4E6
Canada
Phone: 905.827.6400
Toll Free: 855.668.8722
Fax: 905.827.6402
canada.inquires@bio-techne.com

Bio-Techne Ltd

19 Barton Lane
Abingdon Science Park
Abingdon, OX14 3NB, United Kingdom
Phone: (44) (0) 1235 529449
Free Phone: 0800 37 34 15
Fax: (44) (0) 1235 533420
info.EMEA@bio-techne.com

General Contact Information

www.novusbio.com
Technical Support: nb-technical@bio-techne.com
Orders: nb-customerservice@bio-techne.com
General: novus@novusbio.com

Products Related to NBP1-84448

NBP1-84448PEP	Langerin/CD207 Recombinant Protein Antigen
HAF008	Goat anti-Rabbit IgG Secondary Antibody [HRP]
NB7160	Goat anti-Rabbit IgG (H+L) Secondary Antibody [HRP]
NBP2-24891	Rabbit IgG Isotype Control

Limitations

This product is for research use only and is not approved for use in humans or in clinical diagnosis. Primary Antibodies are guaranteed for 1 year from date of receipt.

For more information on our 100% guarantee, please visit www.novusbio.com/guarantee

Earn gift cards/discounts by submitting a review: www.novusbio.com/reviews/submit/NBP1-84448

Earn gift cards/discounts by submitting a publication using this product:
www.novusbio.com/publications

