

Product Datasheet

PREX2 Antibody - BSA Free NBP1-84275

Unit Size: 0.1 ml

Store at 4C short term. Aliquot and store at -20C long term. Avoid freeze-thaw cycles.

www.novusbio.com



technical@novusbio.com

Publications: 1

Protocols, Publications, Related Products, Reviews, Research Tools and Images at:
www.novusbio.com/NBP1-84275

Updated 12/2/2025 v.20.1

Earn rewards for product
reviews and publications.

Submit a publication at www.novusbio.com/publications

Submit a review at www.novusbio.com/reviews/destination/NBP1-84275



NBP1-84275

PREX2 Antibody - BSA Free

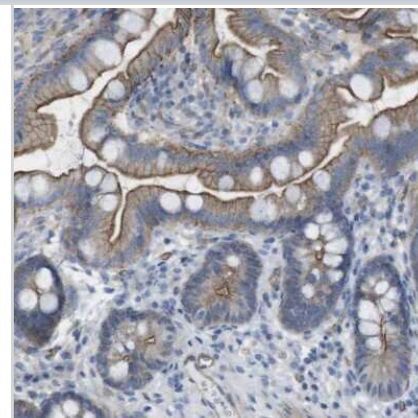
Product Information	
Unit Size	0.1 ml
Concentration	Concentrations vary lot to lot. See vial label for concentration. If unlisted please contact technical services.
Storage	Store at 4C short term. Aliquot and store at -20C long term. Avoid freeze-thaw cycles.
Clonality	Polyclonal
Preservative	0.02% Sodium Azide
Isotype	IgG
Purity	Affinity purified
Buffer	PBS (pH 7.2) and 40% Glycerol

Product Description	
Description	Novus Biologicals Rabbit PREX2 Antibody - BSA Free (NBP1-84275) is a polyclonal antibody validated for use in IHC. Anti-PREX2 Antibody: Cited in 1 publication. All Novus Biologicals antibodies are covered by our 100% guarantee.
Host	Rabbit
Gene ID	80243
Gene Symbol	PREX2
Species	Human
Immunogen	This antibody was developed against Recombinant Protein corresponding to amino acids: GLGFQIRGFGPSVVHAVGRGTVAAAAGLHPGQCIIKVNGINVSKETHASVIAHV TACRKYRRPTKQDSIQWVYNSIESAQEDLQKSHSKPPGDEAGDAFDCKVEEVI DKFNTMAIIDGKKEHVSLTVDNVHLEYGVVYEYDSTAGIKCNV

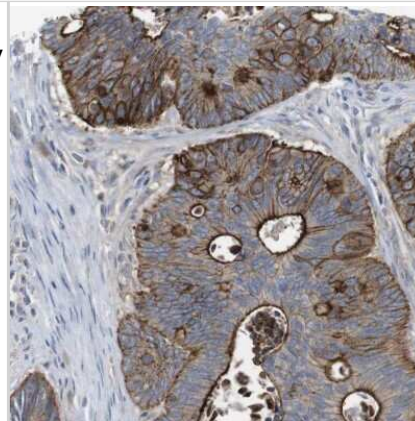
Product Application Details	
Applications	Immunohistochemistry-Paraffin, Immunohistochemistry
Recommended Dilutions	Immunohistochemistry 1:1000 - 1:2500, Immunohistochemistry-Paraffin 1:1000 - 1:2500
Application Notes	For IHC-Paraffin, HIER pH 6 retrieval is recommended.

Images

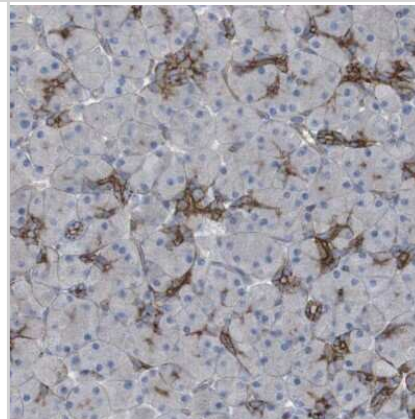
Immunohistochemistry-Paraffin: PREX2 Antibody [NBP1-84275] - Staining of human small intestine shows moderate to strong membranous positivity in glandular cells.



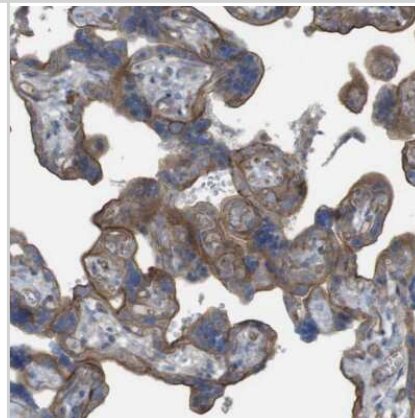
Immunohistochemistry-Paraffin: PREX2 Antibody [NBP1-84275] - Staining of human colorectal cancer shows strong membranous positivity in tumor cells.



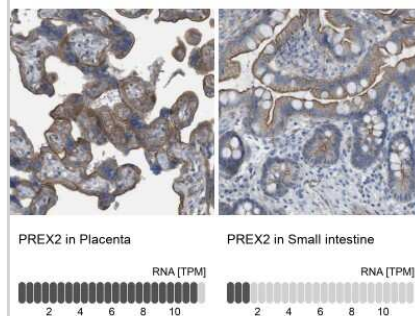
Immunohistochemistry-Paraffin: PREX2 Antibody [NBP1-84275] - Staining of human pancreas shows strong membranous positivity in a subset of exocrine glandular cells.



Immunohistochemistry-Paraffin: PREX2 Antibody [NBP1-84275] - Staining of human placenta shows strong membranous positivity in trophoblastic cells.



Immunohistochemistry-Paraffin: PREX2 Antibody [NBP1-84275] - Staining in human placenta and small intestine tissues . Corresponding PREX2 RNA-seq data are presented for the same tissues.



Publications

Huang Y, Xie Y et al. Upregulated P-Rex1 exacerbates human airway smooth muscle hyperplasia in asthma. J Allergy Clin Immunol 2019-01-02 [PMID: 30312708] (IF/IHC, Human)



Novus Biologicals USA

10730 E. Briarwood Avenue
Centennial, CO 80112
USA
Phone: 303.730.1950
Toll Free: 1.888.506.6887
Fax: 303.730.1966
nb-customerservice@bio-techne.com

Bio-Techne Canada

21 Canmotor Ave
Toronto, ON M8Z 4E6
Canada
Phone: 905.827.6400
Toll Free: 855.668.8722
Fax: 905.827.6402
canada.inquires@bio-techne.com

Bio-Techne Ltd

19 Barton Lane
Abingdon Science Park
Abingdon, OX14 3NB, United Kingdom
Phone: (44) (0) 1235 529449
Free Phone: 0800 37 34 15
Fax: (44) (0) 1235 533420
info.EMEA@bio-techne.com

General Contact Information

www.novusbio.com
Technical Support: nb-technical@bio-techne.com
Orders: nb-customerservice@bio-techne.com
General: novus@novusbio.com

Products Related to NBP1-84275

NBP1-84275PEP	PREX2 Recombinant Protein Antigen
HAF008	Goat anti-Rabbit IgG Secondary Antibody [HRP]
NB7160	Goat anti-Rabbit IgG (H+L) Secondary Antibody [HRP]
NBP2-24891	Rabbit IgG Isotype Control

Limitations

This product is for research use only and is not approved for use in humans or in clinical diagnosis. Primary Antibodies are guaranteed for 1 year from date of receipt.

For more information on our 100% guarantee, please visit www.novusbio.com/guarantee

Earn gift cards/discounts by submitting a review: www.novusbio.com/reviews/submit/NBP1-84275

Earn gift cards/discounts by submitting a publication using this product:
www.novusbio.com/publications

