Product Datasheet

SRCAP Antibody - BSA Free
NBP1-84063

Unit Size: 0.1 ml

Store at 4C short term. Aliquot and store at -20C long term. Avoid freeze-thaw cycles.

www.novusbio.com technical@novusbio.com

Protocols, Publications, Related Products, Reviews, Research Tools and Images at:
www.novusbio.com/NBP1-84063

Updated 12/2/2025 v.20.1

Earn rewards for product reviews and publications.
Submit a publication at www.novusbio.com/publications
Submit a review at www.novusbio.com/reviews/destination/NBP1-84063

NBP1-84063

SRCAP Antibody - BSA Free

Product Information

Unit Size	0.1 ml
Concentration	Concentrations vary lot to lot. See vial label for concentration. If unlisted please contact technical services.
Storage	Store at 4C short term. Aliquot and store at -20C long term. Avoid freeze-thaw cycles.
Clonality	Polyclonal
Preservative	0.02% Sodium Azide
Isotype	IgG
Purity	Affinity purified
Buffer	PBS (pH 7.2) and 40% Glycerol

Product Description

Description	Novus Biologicals Rabbit SRCAP Antibody - BSA Free (NBP1-84063) is a polyclonal antibody validated for use in IHC. All Novus Biologicals antibodies are covered by our 100% guarantee.
Host	Rabbit
Gene ID	10847
Gene Symbol	SRCAP
Species	Human
Immunogen	This antibody was developed against Recombinant Protein corresponding to amino acids: AQALASPESLELASVASSETSSLSLVPPKDLLPVAVEILPVSEKNLSLTPSAPSLTLEAGSIPNGQEQEAPDSAEGTTLTVLPEGEELPLCVSESNGLELPPSAASDEPLQEPLEADRTSEELTEAKTPTSS

Product Application Details

Applications	Immunohistochemistry-Paraffin, Immunohistochemistry, Chromatin Immunoprecipitation-exo-Seq
Recommended Dilutions	Immunohistochemistry 1:50 - 1:200, Immunohistochemistry-Paraffin 1:50 - 1:200, Chromatin Immunoprecipitation-exo-Seq 1-10ug per reaction
Application Notes	For IHC-Paraffin, HIER pH 6 retrieval is recommended.

Images

Immunohistochemistry-Paraffin: SRCAP Antibody [NBP1-84063] - Staining of human Testis shows moderate nuclear positivity in cells in seminiferous ducts and leydig cells.

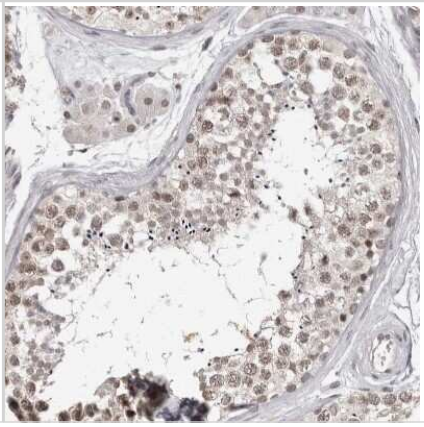

Immunohistochemistry-Paraffin: SRCAP Antibody [NBP1-84063] - Staining of human Cerebellum shows moderate nuclear positivity in Purkinje cells.	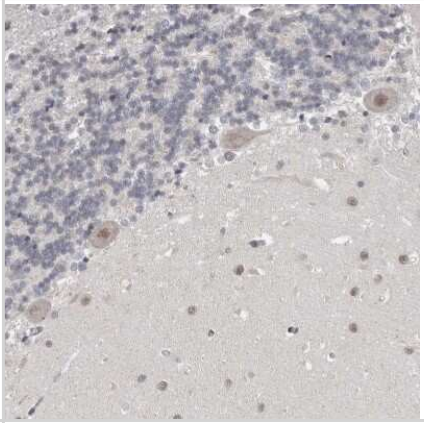
Immunohistochemistry-Paraffin: SRCAP Antibody [NBP1-84063] - Staining of human Liver shows very weak nuclear positivity in hepatocytes.	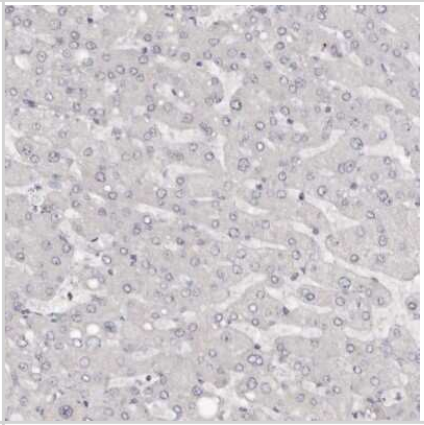
Immunohistochemistry-Paraffin: SRCAP Antibody [NBP1-84063] - Staining of human Skin shows moderate nuclear positivity in squamous epithelial cells.	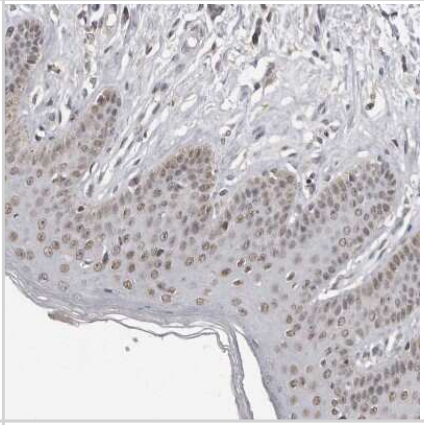
ChIP-Exo-Seq composite graph for Anti-SRCAP (NBP1-84063) tested in K562 cells. Strand-specific reads (blue: forward, red: reverse) and IgG controls (black: forward, grey: reverse) are plotted against the distance from a composite set of reference binding sites. The antibody exhibits robust target enrichment compared to a non-specific IgG control and precisely reveals its structural organization around the binding site. Data generated by Prof. B. F. Pugh´s Lab at Cornell University.	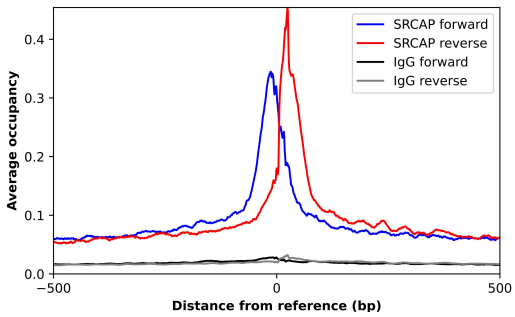

Novus Biologicals USA
10730 E. Briarwood Avenue
Centennial, CO 80112
USA
Phone: 303.730.1950
Toll Free: 1.888.506.6887
Fax: 303.730.1966
nb-customerservice@bio-techne.com

Bio-Techne Canada
21 Canmotor Ave
Toronto, ON M8Z 4E6
Canada
Phone: 905.827.6400
Toll Free: 855.668.8722
Fax: 905.827.6402
canada.inquires@bio-techne.com

Bio-Techne Ltd
19 Barton Lane
Abingdon Science Park
Abingdon, OX14 3NB, United Kingdom
Phone: (44) (0) 1235 529449
Free Phone: 0800 37 34 15
Fax: (44) (0) 1235 533420
info.EMEA@bio-techne.com

General Contact Information
www.novusbio.com
Technical Support: nb-technical@bio-techne.com
Orders: nb-customerservice@bio-techne.com
General: novus@novusbio.com

Products Related to NBP1-84063

NBP1-84063PEP	SRCAP Recombinant Protein Antigen
HAF008	Goat anti-Rabbit IgG Secondary Antibody [HRP]
NB7160	Goat anti-Rabbit IgG (H+L) Secondary Antibody [HRP]
NBP2-24891	Rabbit IgG Isotype Control

Limitations
This product is for research use only and is not approved for use in humans or in clinical diagnosis. Primary Antibodies are guaranteed for 1 year from date of receipt.

For more information on our 100% guarantee, please visit www.novusbio.com/guarantee

Earn gift cards/discounts by submitting a review: www.novusbio.com/reviews/submit/NBP1-84063

Earn gift cards/discounts by submitting a publication using this product: www.novusbio.com/publications