

# Product Datasheet

## TTC26 Antibody - BSA Free

### NBP1-84035

Unit Size: 0.1 ml

Store at 4C short term. Aliquot and store at -20C long term. Avoid freeze-thaw cycles.

[www.novusbio.com](http://www.novusbio.com)



[technical@novusbio.com](mailto:technical@novusbio.com)

#### Publications: 3

Protocols, Publications, Related Products, Reviews, Research Tools and Images at:  
[www.novusbio.com/NBP1-84035](http://www.novusbio.com/NBP1-84035)

Updated 12/2/2025 v.20.1

Earn rewards for product  
reviews and publications.

Submit a publication at [www.novusbio.com/publications](http://www.novusbio.com/publications)

Submit a review at [www.novusbio.com/reviews/destination/NBP1-84035](http://www.novusbio.com/reviews/destination/NBP1-84035)



**NBP1-84035**

TTC26 Antibody - BSA Free

Product Information	
Unit Size	0.1 ml
Concentration	Concentrations vary lot to lot. See vial label for concentration. If unlisted please contact technical services.
Storage	Store at 4C short term. Aliquot and store at -20C long term. Avoid freeze-thaw cycles.
Clonality	Polyclonal
Preservative	0.02% Sodium Azide
Isotype	IgG
Purity	Affinity purified
Buffer	PBS (pH 7.2) and 40% Glycerol

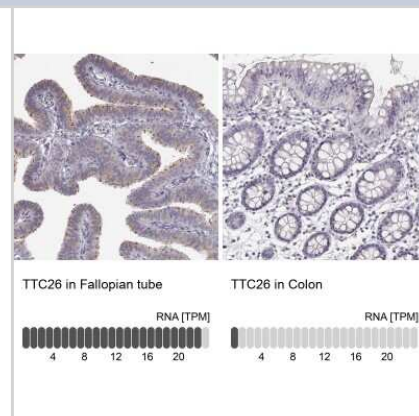
Product Description	
Description	Novus Biologicals Rabbit TTC26 Antibody - BSA Free (NBP1-84035) is a polyclonal antibody validated for use in IHC and WB. Anti-TTC26 Antibody: Cited in 3 publications. All Novus Biologicals antibodies are covered by our 100% guarantee.
Host	Rabbit
Gene ID	79989
Gene Symbol	TTC26
Species	Human, Mouse
Reactivity Notes	Mouse reactivity reported in scientific literature (PMID: 28264835).
Immunogen	This antibody was developed against Recombinant Protein corresponding to amino acids: GVQHTDKRKKKGRKIPKLEELLSKRDFGTGAILLLEFKRHVGEEDTNLWIGYC AFHLGDYKRALEEYENATKEENCNSEVWVNLACTYFFLGMKQAEAAAGFKAS KSRLQNRLLFHLAH

Product Application Details	
Applications	Western Blot, Immunohistochemistry-Paraffin, Immunohistochemistry
Recommended Dilutions	Western Blot, Immunohistochemistry 1:500 - 1:1000, Immunohistochemistry-Paraffin 1:500 - 1:1000
Application Notes	Use in WB reported in scientific literature (PMID:35201641) IHC reported in scientific literature (PMID: 28264835). For IHC-Paraffin, HIER pH 6 retrieval is recommended..

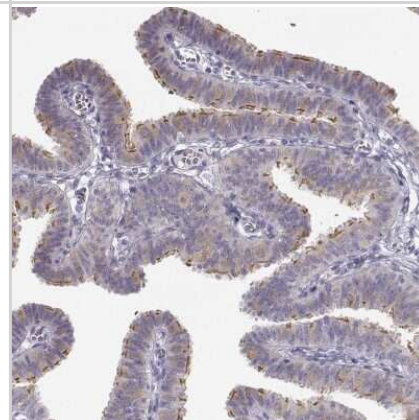


## Images

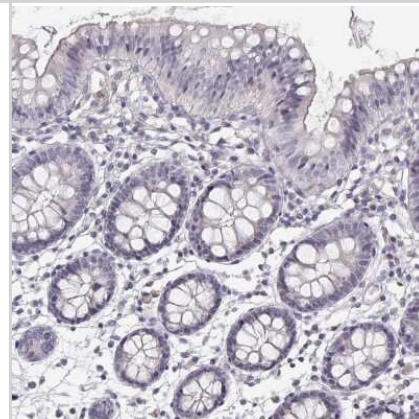
Immunohistochemistry-Paraffin: TTC26 Antibody [NBP1-84035] - Staining in human fallopian tube and colon tissues using anti-TTC26 antibody. Corresponding TTC26 RNA-seq data are presented for the same tissues.



Immunohistochemistry-Paraffin: TTC26 Antibody [NBP1-84035] - Staining of human fallopian tube shows high expression.



Immunohistochemistry-Paraffin: TTC26 Antibody [NBP1-84035] - Staining of human colon shows low expression as expected.



## Publications

Bernhardt N, Memic F, Velica A et al. A point mutation in *Ttc26* causes lumbar spinal cord fusion and synchronous hind-limb locomotion in hop mice *eNeuro* 2022-02-25 [PMID: 35210288]

Zhao H, Sun J, Insinna C et al. Male infertility-associated *Ccdc108* regulates multiciliogenesis via the intraflagellar transport machinery *EMBO reports* 2022-02-24 [PMID: 35201641] (WB)

Xin D, Christopher KJ, Zeng L et al. IFT56 regulates vertebrate developmental patterning by maintaining IFTB integrity and ciliary microtubule architecture. *Development*. 2017-03-06 [PMID: 28264835] (IF/IHC, Mouse)



### **Novus Biologicals USA**

10730 E. Briarwood Avenue  
Centennial, CO 80112  
USA  
Phone: 303.730.1950  
Toll Free: 1.888.506.6887  
Fax: 303.730.1966  
nb-customerservice@bio-techne.com

### **Bio-Techne Canada**

21 Canmotor Ave  
Toronto, ON M8Z 4E6  
Canada  
Phone: 905.827.6400  
Toll Free: 855.668.8722  
Fax: 905.827.6402  
canada.inquires@bio-techne.com

### **Bio-Techne Ltd**

19 Barton Lane  
Abingdon Science Park  
Abingdon, OX14 3NB, United Kingdom  
Phone: (44) (0) 1235 529449  
Free Phone: 0800 37 34 15  
Fax: (44) (0) 1235 533420  
info.EMEA@bio-techne.com

### **General Contact Information**

www.novusbio.com  
Technical Support: nb-technical@bio-techne.com  
Orders: nb-customerservice@bio-techne.com  
General: novus@novusbio.com

### **Products Related to NBP1-84035**

---

NBP1-84035PEP	TTC26 Recombinant Protein Antigen
NBP2-33376H	Blue Marker Antibody (6F4-F6) [HRP]
HAF008	Goat anti-Rabbit IgG Secondary Antibody [HRP]
NB7160	Goat anti-Rabbit IgG (H+L) Secondary Antibody [HRP]
NBP2-24891	Rabbit IgG Isotype Control

---

### **Limitations**

This product is for research use only and is not approved for use in humans or in clinical diagnosis. Primary Antibodies are guaranteed for 1 year from date of receipt.

For more information on our 100% guarantee, please visit [www.novusbio.com/guarantee](http://www.novusbio.com/guarantee)

Earn gift cards/discounts by submitting a review: [www.novusbio.com/reviews/submit/NBP1-84035](http://www.novusbio.com/reviews/submit/NBP1-84035)

Earn gift cards/discounts by submitting a publication using this product:  
[www.novusbio.com/publications](http://www.novusbio.com/publications)

